

## RETAIL MARKET AT A GLANCE

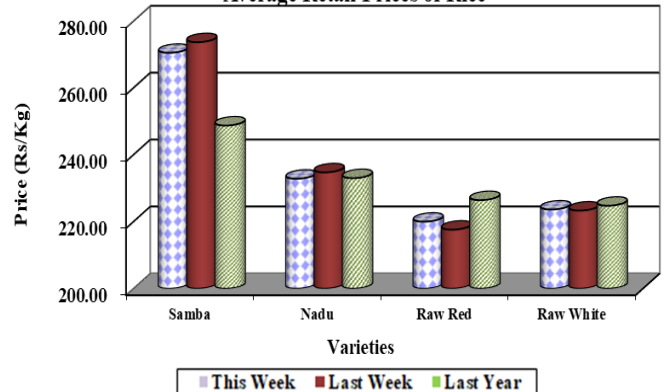
### Summary

#### Paddy/Rice

Price of samba grade I has decreased by Rs.3.00/kg and prices of both keeri samba and Nadu rice have also decreased by about Rs.2.00/kg. Meanwhile, price of raw red rice has increased by Rs.2.00/kg. The average farmgate prices of all the paddy varieties in most of the producing areas have decreased with the highest price decrease was noted for keeri samba as Rs.12.00/kg in Polonnaruwa district.

(Page No.01-02)

Average Retail Prices of Rice

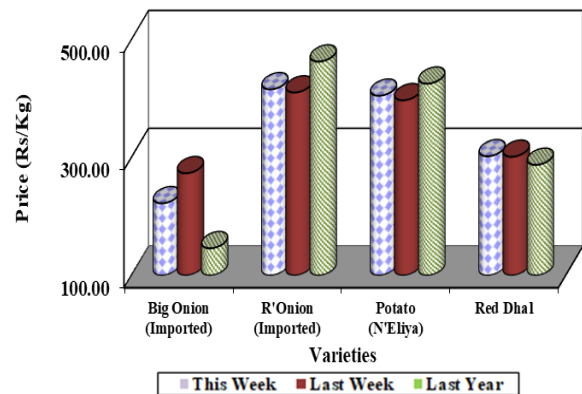


### Other Field Crops

Price of imported dried chilies has decreased further by Rs.2.00/kg and the average price was Rs.1183.00/kg. Price of imported red onions has increased and the price of imported big onion has decreased by Rs.51.00/kg. Prices ranged Rs.340.00-520.00/kg for imported red onion. The price of Nuwara Eliya potato has increased by Rs.8.00/kg while the price of imported potato has decreased by Rs.19.00/kg. The average prices for Nuwara Eliya and imported potatoes were Rs.400.00/kg and Rs.205.45/kg respectively.

(Page No.02-03)

Average Retail Prices of Other Field Crops

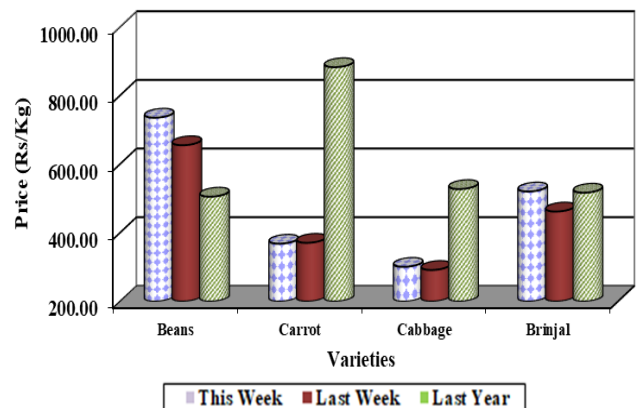


### Vegetables

Prices of most of the up country and low county vegetables have increased due to decreased supply. Among the up-country vegetables, the highest price increase was reported for knolkhol by Rs.141.00/kg. Considering the low country vegetables, the highest price increase reported for drumstick by Rs.122.00/kg.

(Page No.03-04)

Average Retail Prices of Vegetables



**Rice**

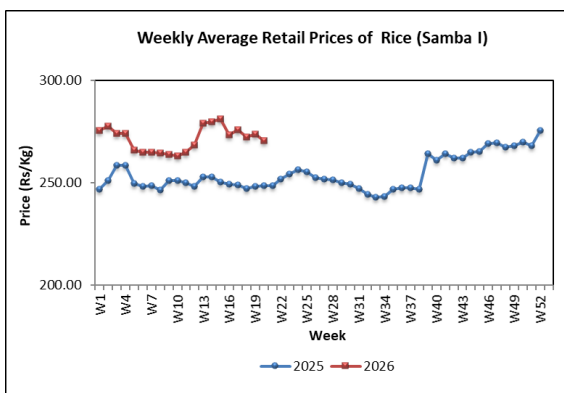
**Wholesale**

Price of most local rice varieties have decreased and the highest price decrease of 3% was recorded for nadu grade II and price ranged Rs.200-202.00/kg. Also, prices of nadu grade I and raw white have decreased by 2%.

Compared to same period of last year, the highest price increase of 21% recorded for keeri samba and the highest price decrease of 10% recorded for raw red.

**Retail**

Prices of samba, keeri samba and nadu have decreased. The highest price decreased of Rs.3.00/kg was recorded for samba and the price ranged Rs.260.00-280.00/kg. Meanwhile, prices of raw red has increased by Rs.2.00/kg. There is no any significant price change was observed for raw white and imported samba.



Compared to the same period of the last year the highest price increase of 27% was

recorded for keeri samba while the highest price decreased of 3% was recorded for raw red.

**Paddy**

A slight price decline was observed for major paddy varieties in most of the paddy producing areas during the review period. According to market observations, the price of short-grain paddy (Samba) has decreased by about Rs.4.00 per kilogram in the Kalawewa area. Price of keeri samba paddy has also decreased by Rs.12.00/kg in Polonnaruwa and Rs.6.00/kg in Kalawewa. Farm-gate prices of short-grain paddy and keeri samba paddy ranged between Rs.128.00-138.00/kg and Rs.156.00-172.00/kg respectively.

Prices of long grain (white) paddy has decreased by Rs.2.00-4.00/kg in Kalawewa, Kurunegala and Anuradhapura areas. Meanwhile, price of (red) long-grain paddy has increased by about Rs.3.00/kg in Matara and decreased by Rs.2.00/kg in Hambantota. Prices ranged Rs.90.00-105.00/kg for long grain red paddy.

Compared with the corresponding period of last year, prices of most of the paddy varieties in most of the producing areas have decreased with the highest price decrease

was noted for long grain red paddy in Hambantota as 29%.

**Dried Chilies**

**Wholesale**

Price of imported dried chilies has not changed significantly and price ranged Rs.900.00-950.00/kg.

Compared to same period of last year, current wholesale price of imported dried chilies has increased by 62%.

**Retail**

Price of imported dried chilies has decreased by Rs.2.00/kg and price ranged Rs.1000.00-1400.00/kg.

Compared to the same period of the last year, current retail price of imported dried chilies has increased by 48%.

**Onion**

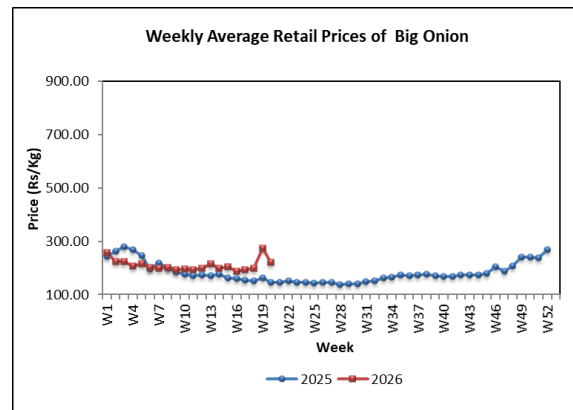
**Wholesale**

Price of imported red onion has increased by 3% and price ranged Rs.270.00-300.00/kg. Stocks of local red onion varieties were not available of the market. Price of imported big onion has decreased by 32% due to availability of sufficient stocks and price ranged Rs.140.00-155.00/kg.

Compared to same period of last year, current whole sale price of imported red onion has decreased by 6% while price of imported big onion has increased by 78%.

**Retail**

Price of imported big onions has decreased by Rs.51.00/kg due to availability of ample stocks at the market. Price of imported red onions has increased of Rs.5.00/kg and price ranged Rs.340.00-520.00/kg.



Compared to the same period of the last year, price of imported big onion has increased by 52% while the price of imported red onion has decreased by 10%.

**Potato**

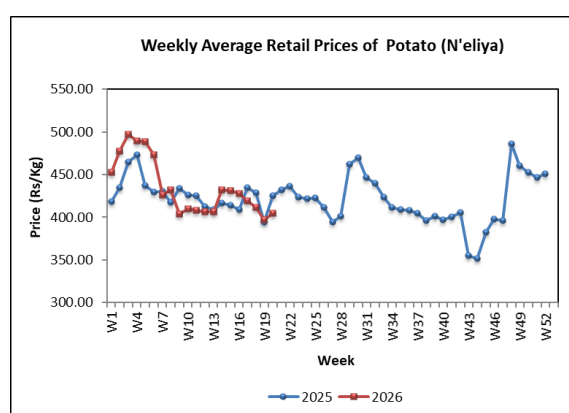
**Wholesale**

Price of Nuwara Eliya potato has increased by 3% and price ranged Rs.220.00-250.00/kg. Price of imported potato has decreased by 5% and price ranged Rs.140.00-150.00/kg.

Compared to same period of last year, current wholesale prices of Nuwara Eliya and imported potatoes have decreased by 18% and 21% respectively.

### Retail

Price of Nuwara Eliya potato has increased of Rs.8.00/kg while the price of imported potato has decreased of Rs.19.00/kg.



Compared to the same period of the last year, prices of both Nuwara Eliya and imported potatoes have decreased by 5% and 14% respectively.

### Pulses

#### Wholesale

Price of red dhal has increased by 4% and price ranged Rs.230.00-240.00/kg. Prices of all the other pulses varieties have not changed significantly and price ranged Rs.800.00-850.00 for green gram and Rs.750.00-800.00/kg for white cowpea and Rs.700.00-750.00/kg for red cowpea.

Compared to same period of last year, the highest price increase of 32% was recorded for red cowpea.

### Retail

Prices of all types of pulses varieties expect for green gram have increased. The highest price increased of Rs.3.00/kg was recorded for white cowpea. Prices of green gram has decreased by Rs.24.00/kg.

Compared to the same period of the last year, prices of all the pulses varieties have increased and the highest price increased with the highest price increase noted for white cowpea by 26%.

### Vegetables

#### Wholesale

Prices of all the vegetables except for carrot and cucumber have increased further, with decreased supply from most of producing areas.

Among the upcountry vegetable varieties, the highest price increase of 45% reported for knolkhol, with decreased supply from Nuwara Eliya and Welimada. Similarly, prices of leeks and raddish have also increased by 30% and 35% respectively, due to decreased supply from Nuwara Eliya. The prices of other up-country

vegetables have increased in the range of 12% - 21%.

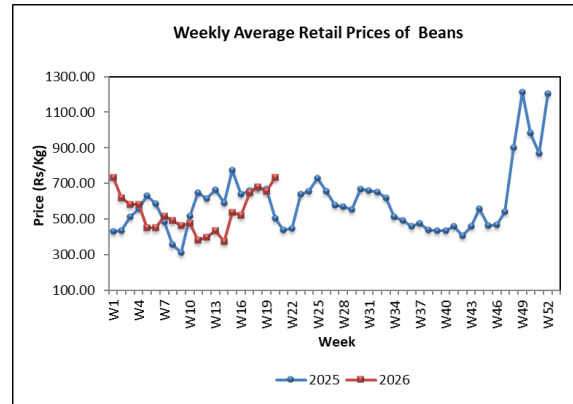
Considering the low-country vegetables, the highest price increase was reported for drumstick as 88%, due to decreased supply from Embilipitiya and Kinniya. In addition, prices of long beans have also increased by about 43%, with decreased supply from Balangoda and Embilipitiya. Prices of other low country vegetables except for cucumber have increased in the range of 14%- 32%. However, the prices of cucumber have decreased by 5%, with increased supply from major producing areas, Prices of green chili have decreased by 9%, due to increased supply from Jaffna. Prices of lime have increased by 5%, with decrease supply from Monaragala.

Compared to the same period of last year, prices of most of the vegetables have increased, with the highest price increase of 243% reported for cucumber. However, the price of cabbage has decreased by 74%

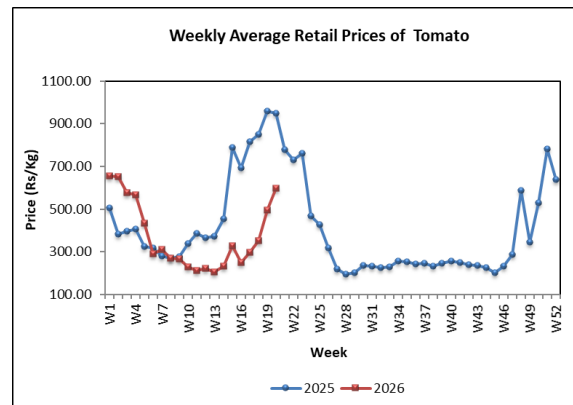
**Retail**

Prices of most of vegetable varieties have increased. Considering the up- country vegetables, the highest price increase was reported for knolkhol by Rs.141.00/ kg, while prices of beetroot and beans have increased by Rs.98.00/ kg and

Rs.80.00/kg respectively. Meanwhile the prices of raddish and leeks have also increased by Rs.76.00/kg and Rs.74.00/kg.



Considering low country vegetable varieties, the highest price increase was reported for drumstick by Rs.122.00/kg and prices of tomato and long beans have increased by Rs.102.00/kg and Rs.95.00/kg respectively. While capsicum and ladies fingers have also increased by Rs.83.00/kg and Rs. 80.00/kg.



Compared to the same period of last year, prices of most varieties have decreased with a highest price decrease of 58% reported for carrot.

**Coconut**  
**Wholesale**

Prices of both large and small coconut have decreased by nearly 1% due to increased supply. Price ranged Rs.150.00-165.00 for a large nut and Rs.130.00-145.00 for a small nut.

Compared to the same period of last year, the current wholesale prices of both large and small nuts have decreased by 19% and 17% respectively.

**Retail**

Price of both large nuts and small nuts have decreased by around Rs.1.00/nut and Rs.6.00/nut respectively. Prices ranged Rs.170.00-200.00 for a large nut and Rs. 140.00-150.00 for a small nut.

Compared to the same period of last year, the current retail price of both large and small nuts have decreased by 16% and 23% respectively.

**Fruits**  
**Wholesale**

Prices of most of the fruit varieties have decreased due to high supply to the market. The highest price decrease of 14% was reported for avocado. Further, price of wood apple has decreased by 11%. However, price of slime apple has

increased by 40% due to low supply to the market. Moreover, prices of karthakolomban mango and betti mango have increased by 28% and 15% respectively due to limited supply.

Compared to the same period of last year, prices of most of the fruit varieties have increased and the highest price increase of 75% was noted for slime apple.

**Retail**

In line with the decreased wholesale prices, retail prices of most of the fruits have also decreased. The highest price decrease of Rs.98.00/kg was reported for avocado.

Price of vilad mango and grapes have decreased by Rs.93.00/kg and Rs.30.00/kg respectively. Also, prices of king coconut and passion fruit decreased by Rs.17.00/kg and Rs.16.00/kg respectively. However, the price of betti mango has increased by Rs.100.00/kg.

Compared to the same period of last year, current prices of most of the fruits have increased and highest price increases was reported for slime apple and passion fruit (41%).

**Fresh Fish**

**Wholesale**

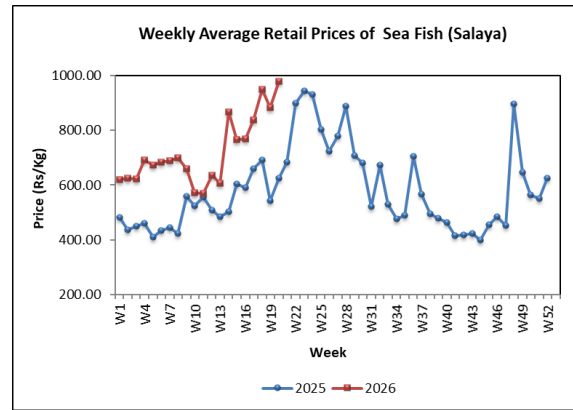
Prices of most of the fish varieties have decreased. The highest price decrease of 28% was reported for thora, with the price ranged Rs.2000.00-2300.00/kg. The second highest price decrease of 7% was reported for paraw, with the price ranged Rs.1300.00-1500.00/kg. Meanwhile, the price of salaya has increased by 21% with the price ranged Rs.750.00-850.00/kg.

Compared to the same period last year, the wholesale prices of most fish varieties have increased, and the highest price increase was reported for salaya.

**Retail**

Retail prices of all fish species except thora and shrimp have increased. The highest price increase was reported for paraw by at Rs.429.00/kg. While the prices of balaya and hurulla have increased by Rs.150.00/kg and Rs.126.00/kg respectively. The highest price decrease was reported for shrimp by Rs.406.00/kg.

Compared to the same period last year, the retail prices of all fish varieties except for shrimps have increased in the range of 2%-56% with the highest price increase was recorded for salaya.



**Dried Fish**

**Wholesale**

The wholesale prices of most local and imported dried fish varieties have increased. The highest price increase of 6% was reported for imported mora, with the price ranged Rs.2700.00-2750.00/kg. The second highest price increase of 6% was reported for local balaya and the price ranged Rs.1450.00-1500.00/kg. Meanwhile, the price of local anguluwa has decreased by 11% and price rangdeRs.2000.00-2100.00/kg.

Compared to the same period last year, wholesale prices of most dried fish varieties have increased, and the highest price increase was reported for imported sprats.

**Retail**

Prices of most of the dried fish varieties have decreased. The highest price decreased was recorded for local imported

sprats as Rs.674.00/kg. As well prices of balaya and local sprats have also decreased by Rs.135.00/kg and Rs.98.00/kg respectively while the price of thora has increased by Rs.300.00/kg.

Compared to the same period last year, prices of all the dried fish varieties except salaya have increased in the range of 19%-41%. The highest price increase was recorded for imported sprats.

### **Eggs**

#### **Wholesale**

Wholesale prices of both egg varieties have increased by 16%. Accordingly, the price of a brown egg ranged Rs.34.00-38.00, while the price of a white egg ranged Rs.32.00-35.00.

Compared to the same period last year, prices of brown eggs and white eggs have increased by 29% and 31% respectively.

#### **Retail**

Prices of both brown and white eggs have increased by about Rs.4.00/eggs. Prices ranged Rs.35.00-39.00 for brown eggs and Rs.33.00-39.00 for white egg.

Compared to the same period in the previous year, retail prices of brown and

white eggs have increased by 25% and 27% respectively.

### **Meat**

#### **Retail**

Prices of all meat varieties except for broiler chicken have increased. The highest price increase was reported for pork as Rs.100.00/kg. Prices of mutton has increased by Rs.93.00/kg

Compared to the same period last year, prices of all meat have increased and the highest price increase was noted for pork as 53%.

### **NOTE**

The Food Commodities Bulletin is a weekly publication containing information relating to wholesale and retail prices of selected food commodities in nine selected markets in and around Colombo and main markets in the major producing areas.

The information is analyzed and presented as prevailing prices, price ranges, averages, and a comparison of weekly prices. The changes in prices reported are always with price prevailed during the previous week unless otherwise stated.

The frequency of collection of wholesale price information is twice a week (i.e., Tuesday and Friday) while with retail prices, it is thrice a week (i.e., Friday, Monday, and Tuesday).

**Table 01: Selected Markets: Wholesale Price of Rice (Rs/kg)**

Week 20: 15 - 21 May 2026

LOCATIONS	Rice Varieties													
	Samba 1		Samba 2		Keeri Samba		Nadu 1		Nadu 2		Raw Red		Raw White	
Colombo	250.00 –	255.00	245.00 –	248.00	340.00 –	350.00	205.00 –	210.00	200.00 –	202.00	185.00 –	195.00	190.00 –	200.00
Divulapitiya	280.00 –	285.00	235.00 –	250.00	340.00 –	360.00	227.00 –	228.00	196.00 –	210.00	182.00 –	198.00	184.00 –	200.00
Kurunegala	–		239.00 –	240.00	–		227.00 –	228.00	200.00 –	206.00	–		190.00 –	196.00
Nikaweratiya	275.00 –	280.00	240.00 –	245.00	370.00 –	380.00	224.00 –	230.00	185.00 –	195.00	–		–	
Badulla	–		–		–		225.00 –	228.00	–		175.00 –	180.00	185.00 –	190.00
Puttalam	285.00 –	290.00	237.00 –	240.00	378.00 –	380.00	227.00 –	228.00	205.00 –	215.00	203.00 –	210.00	200.00 –	205.00
Dambulla	–		–		–		–		–		–		–	
Anuradhapura	–		–		–		–		–		–		–	
Tambuttegama	–		–		–		–		–		–		–	
Polonnaruwa	–		–		–		218.00 –	222.00	–		190.00 –	191.00	210.00 –	210.00
Kalutara	–		248.00 –	252.00	–		227.00 –	228.00	210.00 –	215.00	175.00 –	200.00	190.00 –	215.00
Ampara	–		–		–		230.00 –	230.00	200.00 –	215.00	170.00 –	180.00	180.00 –	185.00
08 Kandy	270.00 –	275.00	245.00 –	250.00	360.00 –	370.00	220.00 –	226.00	205.00 –	210.00	190.00 –	200.00	200.00 –	210.00
Moneragala	–		235.00 –	240.00	370.00 –	380.00	226.00 –	230.00	–		170.00 –	175.00	180.00 –	185.00
Kegalle	–		–		–		–		–		–		–	
Dehiattakandiya	–		–		–		–		–		–		–	
Hambantota	–		–		–		–		–		155.00 –	160.00	190.00 –	195.00
Matara	–		240.00 –	250.00	–		225.00 –	230.00	212.00 –	215.00	165.00 –	170.00	188.00 –	192.00
Galle	260.00 –	260.00	250.00 –	250.00	380.00 –	390.00	220.00 –	220.00	210.00 –	210.00	160.00 –	170.00	190.00 –	195.00
Meegoda	–		–		–		–		–		–		–	
Tissamaharama	–		–		–		229.00 –	229.00	–		160.00 –	163.00	202.00 –	204.00
Embilipitiya	–		240.00 –	242.00	375.00 –	380.00	224.00 –	225.00	205.00 –	208.00	164.00 –	168.00	180.00 –	185.00
Jaffna	–		–		–		220.00 –	222.00	–		180.00 –	180.00	205.00 –	210.00
Vavuniya	–		238.00 –	245.00	–		220.00 –	225.00	–		190.00 –	200.00	190.00 –	200.00
Mannar	–		243.00 –	245.00	330.00 –	335.00	205.00 –	210.00	–		185.00 –	195.00	195.00 –	200.00
Killinochchi	–		–		–		–		–		–		–	
Mullattivu	–		–		–		215.00 –	223.00	–		180.00 –	185.00	210.00 –	216.00
Batticaloa	–		245.00 –	250.00	345.00 –	350.00	205.00 –	205.00	–		190.00 –	190.00	195.00 –	195.00
Trincomalee	–		–		–		–		–		–		–	
Galenbindunuwew	–		239.00 –	239.00	–		227.00 –	229.00	211.00 –	217.00	215.00 –	218.00	196.00 –	216.00
Matale	260.00 –	260.00	250.00 –	255.00	360.00 –	365.00	220.00 –	225.00	190.00 –	210.00	190.00 –	205.00	190.00 –	205.00

**Table 02: Selected Markets: Retail Price of Rice (Rs/kg)**

Week 20: 15 - 21 May 2026

LOCATIONS	Rice Varieties													
	Samba 1		Samba 2		Keeri Samba		Nadu 1		Nadu 2		Raw Red		Raw White	
Colombo	260.00	280.00	-	-	360.00	390.00	230.00	240.00	-	-	220.00	220.00	220.00	230.00
Gampaha	-	-	240.00	240.00	-	-	230.00	230.00	223.00	225.00	215.00	220.00	212.00	220.00
Kurunegala	-	-	240.00	240.00	-	-	230.00	230.00	225.00	225.00	220.00	220.00	215.00	220.00
Nikaweratiya	280.00	285.00	240.00	250.00	380.00	385.00	230.00	235.00	190.00	200.00	-	-	185.00	195.00
Dambulla	290.00	295.00	250.00	260.00	380.00	390.00	230.00	232.00	210.00	220.00	210.00	220.00	210.00	215.00
Anuradhapura	-	-	-	-	-	-	-	-	-	-	-	-	-	-
Thambuththegama	290.00	300.00	240.00	250.00	385.00	390.00	230.00	240.00	205.00	218.00	212.00	218.00	205.00	215.00
Polonnaruwa	-	-	240.00	240.00	-	-	230.00	230.00	-	-	220.00	220.00	220.00	220.00
Kaluthara	280.00	290.00	250.00	260.00	360.00	380.00	230.00	230.00	210.00	220.00	180.00	220.00	190.00	220.00
Badulla	-	-	-	-	-	-	228.00	230.00	-	-	180.00	190.00	195.00	200.00
Keppetipola	-	-	255.00	260.00	365.00	370.00	225.00	226.00	215.00	218.00	196.00	198.00	212.00	215.00
Moneragala	-	-	240.00	245.00	380.00	390.00	230.00	240.00	-	-	180.00	185.00	185.00	190.00
Kegalle	-	-	-	-	-	-	230.00	230.00	215.00	220.00	220.00	220.00	220.00	220.00
Ampara	-	-	240.00	250.00	360.00	390.00	230.00	230.00	200.00	220.00	175.00	205.00	180.00	220.00
Dehiattakandiya	-	-	-	-	-	-	-	-	-	-	-	-	-	-
Nuwaraeliya	265.00	270.00	-	-	370.00	380.00	225.00	228.00	215.00	220.00	196.00	200.00	212.00	215.00
Kandy	280.00	290.00	250.00	260.00	380.00	390.00	230.00	235.00	215.00	220.00	210.00	220.00	210.00	220.00
Puttalam	290.00	300.00	240.00	250.00	385.00	390.00	230.00	230.00	215.00	220.00	220.00	220.00	215.00	225.00
Hambantota	255.00	260.00	240.00	250.00	-	-	-	-	-	-	160.00	170.00	200.00	200.00
Rathnapura	300.00	305.00	-	-	380.00	390.00	230.00	240.00	220.00	222.00	180.00	185.00	202.00	210.00
Matara	280.00	280.00	255.00	260.00	370.00	380.00	230.00	230.00	220.00	225.00	167.00	180.00	190.00	210.00
Galle	280.00	300.00	-	-	390.00	400.00	225.00	230.00	-	-	180.00	210.00	200.00	220.00
Tissamaharama	-	-	240.00	240.00	-	-	230.00	230.00	-	-	165.00	170.00	205.00	210.00
Meegoda (DEC)	-	-	240.00	240.00	-	-	225.00	230.00	210.00	220.00	190.00	200.00	210.00	220.00
Embilipitiya	-	-	240.00	255.00	375.00	390.00	229.00	230.00	215.00	220.00	168.00	175.00	195.00	210.00
Jaffna	-	-	-	-	-	-	225.00	230.00	-	-	185.00	190.00	210.00	220.00
Vavuniya	-	-	245.00	255.00	-	-	230.00	235.00	-	-	200.00	215.00	195.00	210.00
Mannar	-	-	250.00	255.00	355.00	360.00	230.00	235.00	-	-	200.00	203.00	218.00	220.00
Killinochchi	-	-	-	-	-	-	-	-	-	-	-	-	-	-
Mullaittivu	-	-	-	-	-	-	220.00	226.00	-	-	185.00	190.00	215.00	220.00
Batticaloa	260.00	265.00	-	-	370.00	375.00	220.00	220.00	-	-	200.00	200.00	200.00	200.00
Trincomalee	-	-	-	-	-	-	-	-	-	-	-	-	-	-
Hanguranketha	260.00	260.00	240.00	240.00	-	-	227.00	230.00	-	-	198.00	200.00	200.00	220.00
Veyangoda	-	-	240.00	240.00	-	-	230.00	230.00	205.00	225.00	220.00	220.00	200.00	210.00
Galenbindunuwewa	-	-	240.00	240.00	400.00	400.00	230.00	230.00	215.00	220.00	220.00	220.00	200.00	220.00
Bandarawela	-	-	-	-	370.00	375.00	230.00	230.00	216.00	220.00	185.00	195.00	200.00	210.00
Matale	270.00	275.00	-	-	370.00	375.00	226.00	230.00	215.00	220.00	210.00	220.00	210.00	220.00

**Table 04: Selected Markets: Wholesale Price of Subsidiary Food (Rs/kg)**

Week 20: 15 - 21 May 2026

LOCATION	Dried Chillies	Red Onion		Big Onion	Potato			Pulses		
	Imported	Imported	Local		Imported	Welimada	Nuwara Eliya	Green Gram	Cowpea	Red Dhal
Colombo	900.00 - 950.00	270.00 - 300.00	-	140.00 - 155.00	140.00 - 150.00	-	220.00 - 250.00	800.00 - 850.00	750.00 - 800.00	230.00 - 240.00
Kurunegala	930.00 - 960.00	295.00 - 310.00	-	155.00 - 162.00	150.00 - 160.00	-	-	840.00 - 870.00	750.00 - 790.00	240.00 - 245.00
Nikaweratiya	920.00 - 950.00	290.00 - 320.00	-	155.00 - 165.00	145.00 - 155.00	-	-	830.00 - 850.00	-	240.00 - 250.00
Dehiattakandiya	-	-	-	-	-	-	-	-	-	-
Dambulla (DEC)	-	-	-	150.00 - 165.00	-	190.00 - 210.00	230.00 - 230.00	-	-	-
Anuradhapura	-	-	-	-	-	-	-	-	-	-
Thambuththegama	-	-	-	140.00 - 165.00	135.00 - 170.00	-	-	-	-	-
Polonnaruwa	980.00 - 1000.00	345.00 - 388.00	-	-	170.00 - 190.00	-	-	850.00 - 885.00	687.00 - 712.00	243.00 - 260.00
Kaluthara	920.00 - 1000.00	320.00 - 330.00	-	160.00 - 180.00	150.00 - 160.00	-	-	800.00 - 850.00	780.00 - 800.00	238.00 - 250.00
Puttalam	950.00 - 980.00	-	200.00 - 320.00	180.00 - 185.00	165.00 - 175.00	-	-	850.00 - 900.00	750.00 - 800.00	238.00 - 245.00
Kandy	920.00 - 950.00	350.00 - 360.00	-	160.00 - 170.00	145.00 - 155.00	220.00 - 240.00	250.00 - 270.00	850.00 - 870.00	750.00 - 800.00	235.00 - 240.00
Matara	950.00 - 980.00	320.00 - 340.00	-	155.00 - 165.00	160.00 - 170.00	-	-	800.00 - 850.00	780.00 - 800.00	255.00 - 265.00
Hambantota	900.00 - 1000.00	326.00 - 350.00	-	155.00 - 160.00	150.00 - 160.00	-	-	650.00 - 800.00	750.00 - 750.00	230.00 - 260.00
Kegalle	1000.00 - 1020.00	270.00 - 280.00	-	155.00 - 160.00	150.00 - 160.00	-	-	800.00 - 840.00	780.00 - 790.00	280.00 - 285.00
Galle	950.00 - 950.00	295.00 - 300.00	-	160.00 - 160.00	160.00 - 160.00	-	260.00 - 260.00	850.00 - 850.00	850.00 - 850.00	260.00 - 280.00
Tissamaharama	985.00 - 1000.00	360.00 - 370.00	-	170.00 - 180.00	160.00 - 170.00	-	280.00 - 290.00	850.00 - 860.00	-	240.00 - 245.00
Meegoda (DEC)	-	-	-	140.00 - 160.00	138.00 - 150.00	240.00 - 250.00	255.00 - 270.00	-	-	-
Jaffna	950.00 - 990.00	-	-	185.00 - 190.00	170.00 - 175.00	-	-	860.00 - 870.00	-	260.00 - 260.00
Vavuniya	1040.00 - 1060.00	-	-	165.00 - 175.00	165.00 - 175.00	-	-	800.00 - 840.00	-	260.00 - 270.00
Mannar	905.00 - 910.00	-	-	150.00 - 160.00	160.00 - 170.00	-	-	800.00 - 850.00	-	230.00 - 230.00
Killinochchi	-	-	-	-	-	-	-	-	-	-
Mullattivu	980.00 - 1040.00	-	-	180.00 - 210.00	170.00 - 190.00	-	-	860.00 - 900.00	-	-
Batticaloa	900.00 - 925.00	320.00 - 330.00	-	150.00 - 165.00	140.00 - 150.00	-	250.00 - 260.00	825.00 - 825.00	-	240.00 - 250.00
Trincomalee	-	-	-	-	-	-	-	-	-	-
Galenbindunuwewa	920.00 - 1035.00	295.00 - 340.00	-	180.00 - 210.00	165.00 - 190.00	-	-	805.00 - 920.00	800.00 - 830.00	237.00 - 270.00
Matale	920.00 - 1000.00	280.00 - 340.00	-	155.00 - 170.00	140.00 - 155.00	-	-	750.00 - 820.00	700.00 - 820.00	245.00 - 255.00

**Table 05: Selected Markets: Retail Price of Subsidiary Food Crops (Rs/kg)**

Week 20: 15 - 21 May 2026

LOCATIONS	Dried Chillies	Red Onion		Big Onion	Potato			Pulses		
	Imported	Imported	Local		Imported	Welimada	Nuwara Eliya	Green Gram	Cowpea	Red Dhal
Colombo	1000.00 - 1400.00	340.00 - 520.00	-	180.00 - 280.00	180.00 - 240.00	-	360.00 - 480.00	850.00 - 1200.00	900.00 - 1200.00	280.00 - 320.00
Gampaha	990.00 - 1160.00	440.00 - 480.00	-	240.00 - 280.00	200.00 - 240.00	-	380.00 - 440.00	900.00 - 1200.00	760.00 - 1000.00	270.00 - 300.00
Kurunegala	990.00 - 1100.00	360.00 - 400.00	-	220.00 - 250.00	190.00 - 230.00	-	400.00 - 430.00	890.00 - 1000.00	800.00 - 900.00	260.00 - 280.00
Nikaweratiya	960.00 - 1020.00	320.00 - 380.00	-	180.00 - 190.00	170.00 - 180.00	-	-	850.00 - 900.00	-	255.00 - 270.00
Dambulla	1050.00 - 1100.00	400.00 - 420.00	380.00 - 400.00	180.00 - 200.00	180.00 - 200.00	280.00 - 300.00	-	800.00 - 850.00	760.00 - 800.00	250.00 - 270.00
Anuradhapura	-	-	-	-	-	-	-	-	-	-
Thambuththegama	1050.00 - 1250.00	360.00 - 450.00	-	180.00 - 200.00	170.00 - 210.00	-	-	850.00 - 1000.00	650.00 - 750.00	250.00 - 270.00
Polonnaruwa	1000.00 - 1200.00	360.00 - 420.00	-	240.00 - 280.00	200.00 - 200.00	-	360.00 - 400.00	860.00 - 900.00	720.00 - 750.00	250.00 - 270.00
Kaluthara	920.00 - 1080.00	380.00 - 440.00	-	200.00 - 250.00	200.00 - 220.00	-	360.00 - 400.00	850.00 - 900.00	800.00 - 1000.00	240.00 - 260.00
Badulla	950.00 - 1000.00	360.00 - 380.00	-	190.00 - 240.00	170.00 - 180.00	-	-	850.00 - 900.00	850.00 - 900.00	260.00 - 280.00
Keppetipola	1100.00 - 1150.00	300.00 - 330.00	340.00 - 350.00	180.00 - 190.00	170.00 - 190.00	300.00 - 320.00	-	880.00 - 900.00	840.00 - 850.00	260.00 - 270.00
Moneragala	1000.00 - 1100.00	380.00 - 400.00	-	200.00 - 240.00	200.00 - 220.00	320.00 - 340.00	-	800.00 - 900.00	800.00 - 900.00	260.00 - 280.00
Kegalle	1100.00 - 1160.00	320.00 - 360.00	-	190.00 - 200.00	200.00 - 210.00	-	-	900.00 - 920.00	840.00 - 860.00	320.00 - 340.00
Ampara	1050.00 - 1100.00	360.00 - 400.00	-	180.00 - 210.00	175.00 - 190.00	320.00 - 340.00	-	850.00 - 950.00	800.00 - 850.00	240.00 - 260.00
Dehiattakandiya	-	-	-	-	-	-	-	-	-	-
Nuwaraeliya	1100.00 - 1180.00	320.00 - 340.00	350.00 - 360.00	180.00 - 220.00	175.00 - 200.00	-	310.00 - 320.00	900.00 - 920.00	850.00 - 860.00	255.00 - 265.00
Kandy	1040.00 - 1100.00	420.00 - 440.00	-	220.00 - 240.00	190.00 - 200.00	300.00 - 320.00	340.00 - 360.00	960.00 - 1100.00	900.00 - 1100.00	300.00 - 320.00
Puttalam	1050.00 - 1100.00	-	360.00 - 400.00	240.00 - 250.00	200.00 - 240.00	-	-	900.00 - 1000.00	900.00 - 1000.00	250.00 - 270.00
Rathnapura	960.00 - 1000.00	360.00 - 400.00	-	210.00 - 235.00	190.00 - 220.00	-	350.00 - 350.00	860.00 - 900.00	760.00 - 820.00	260.00 - 280.00
Hambantota	1050.00 - 1100.00	340.00 - 400.00	-	180.00 - 200.00	180.00 - 180.00	-	-	800.00 - 900.00	800.00 - 800.00	280.00 - 280.00
Matara	980.00 - 1100.00	380.00 - 420.00	-	180.00 - 220.00	180.00 - 200.00	-	360.00 - 400.00	850.00 - 900.00	800.00 - 850.00	275.00 - 300.00
Galle	1100.00 - 1200.00	380.00 - 400.00	-	200.00 - 220.00	200.00 - 200.00	-	340.00 - 380.00	900.00 - 900.00	900.00 - 1000.00	340.00 - 360.00
Tissamaharama	1050.00 - 1100.00	380.00 - 400.00	-	190.00 - 210.00	190.00 - 210.00	-	-	900.00 - 950.00	-	260.00 - 270.00
Meegoda (DEC)	1000.00 - 1100.00	400.00 - 480.00	-	200.00 - 220.00	180.00 - 200.00	320.00 - 320.00	350.00 - 360.00	880.00 - 1000.00	920.00 - 1000.00	260.00 - 320.00
Embilipitiya	920.00 - 980.00	-	360.00 - 400.00	190.00 - 210.00	180.00 - 200.00	300.00 - 320.00	-	850.00 - 900.00	700.00 - 800.00	260.00 - 275.00
Jaffna	1050.00 - 1100.00	-	-	190.00 - 210.00	190.00 - 200.00	-	-	880.00 - 900.00	-	270.00 - 280.00
Vavuniya	1100.00 - 1150.00	-	-	200.00 - 220.00	200.00 - 220.00	-	-	900.00 - 940.00	-	280.00 - 290.00
Mannar	1000.00 - 1080.00	-	-	260.00 - 280.00	220.00 - 240.00	-	-	850.00 - 900.00	-	280.00 - 290.00
Killinochchi	-	-	-	-	-	-	-	-	-	-
Mullaittivu	1000.00 - 1060.00	-	-	-	180.00 - 200.00	-	-	880.00 - 920.00	-	270.00 - 280.00
Batticaloa	1000.00 - 1000.00	350.00 - 360.00	-	220.00 - 250.00	200.00 - 200.00	-	350.00 - 350.00	900.00 - 950.00	-	300.00 - 320.00
Trincomalee	-	-	-	-	-	-	-	-	-	-
Hanguranketha	1000.00 - 1100.00	-	-	180.00 - 200.00	170.00 - 175.00	-	-	875.00 - 900.00	750.00 - 820.00	245.00 - 280.00
Veyangoda	920.00 - 1100.00	440.00 - 480.00	-	200.00 - 240.00	200.00 - 240.00	320.00 - 340.00	360.00 - 360.00	920.00 - 1000.00	800.00 - 960.00	240.00 - 280.00
Galenbindunuwewa	1000.00 - 1060.00	320.00 - 360.00	400.00 - 420.00	200.00 - 240.00	180.00 - 210.00	300.00 - 300.00	-	825.00 - 950.00	820.00 - 860.00	245.00 - 280.00
Bandarawela	1100.00 - 1100.00	400.00 - 420.00	-	200.00 - 230.00	180.00 - 200.00	280.00 - 300.00	-	900.00 - 980.00	850.00 - 900.00	250.00 - 260.00
Matale	1100.00 - 1150.00	360.00 - 380.00	-	180.00 - 200.00	180.00 - 200.00	-	360.00 - 360.00	850.00 - 950.00	850.00 - 920.00	265.00 - 270.00

**Table 06: Selected Markets: Wholesale Price of Vegetables(Rs/kg)**

Week 20: 15 - 21 May 2026

Locations	Butter Beans	Green Beans	Carrot	Leeks	Beetroot	Knolkhol
Colombo	-	500.00 - 700.00	180.00 - 230.00	180.00 - 400.00	320.00 - 350.00	180.00 - 300.00
Meegoda (DEC)	-	500.00 - 620.00	220.00 - 280.00	210.00 - 330.00	-	260.00 - 400.00
Dambulla (DEC)	-	500.00 - 550.00	200.00 - 260.00	200.00 - 230.00	300.00 - 350.00	250.00 - 280.00
Keppetipola (DEC)	-	450.00 - 580.00	180.00 - 250.00	180.00 - 300.00	240.00 - 260.00	220.00 - 320.00
Norochchole (DEC)	-	-	-	-	-	-
Nuwara Eliya	-	480.00 - 560.00	220.00 - 250.00	220.00 - 300.00	260.00 - 300.00	220.00 - 260.00
Kandy	-	400.00 - 520.00	220.00 - 250.00	220.00 - 350.00	250.00 - 330.00	180.00 - 220.00
Hambantota	-	600.00 - 650.00	300.00 - 400.00	340.00 - 400.00	300.00 - 450.00	300.00 - 350.00
Thambuththegama (DEC)	-	450.00 - 600.00	220.00 - 270.00	160.00 - 350.00	320.00 - 380.00	-
Jaffna	-	-	-	-	-	-
Bandarawela	-	430.00 - 600.00	170.00 - 230.00	170.00 - 320.00	260.00 - 300.00	180.00 - 300.00
Veyangoda	-	500.00 - 600.00	200.00 - 300.00	200.00 - 330.00	-	270.00 - 320.00

Locations	Raddish	Cabbage	Tomato	Ladies Fingers	Brinjal	Capsicum
Colombo	120.00 - 180.00	80.00 - 120.00	250.00 - 500.00	180.00 - 300.00	350.00 - 450.00	350.00 - 550.00
Meegoda (DEC)	120.00 - 170.00	100.00 - 160.00	280.00 - 520.00	220.00 - 270.00	350.00 - 430.00	420.00 - 600.00
Moneragala	100.00 - 150.00	130.00 - 150.00	300.00 - 350.00	220.00 - 260.00	300.00 - 350.00	450.00 - 470.00
Dambulla (DEC)	150.00 - 180.00	80.00 - 100.00	350.00 - 400.00	220.00 - 240.00	350.00 - 370.00	350.00 - 420.00
Keppetipola (DEC)	50.00 - 100.00	50.00 - 70.00	220.00 - 420.00	-	250.00 - 300.00	320.00 - 600.00
Norochchole (DEC)	70.00 - 130.00	-	-	180.00 - 240.00	160.00 - 250.00	280.00 - 400.00
Nuwara Eliya	110.00 - 125.00	110.00 - 130.00	230.00 - 420.00	-	-	340.00 - 600.00
Kandy	100.00 - 140.00	110.00 - 150.00	200.00 - 450.00	230.00 - 250.00	320.00 - 380.00	350.00 - 530.00
Hambantota	200.00 - 250.00	150.00 - 170.00	300.00 - 400.00	300.00 - 350.00	300.00 - 370.00	500.00 - 600.00
Thambuththegama (DEC)	160.00 - 190.00	100.00 - 150.00	300.00 - 500.00	220.00 - 300.00	350.00 - 420.00	360.00 - 430.00
Tissamaharama	220.00 - 230.00	170.00 - 180.00	420.00 - 430.00	250.00 - 270.00	370.00 - 380.00	540.00 - 560.00
Jaffna	-	-	-	-	-	-
Bandarawela	70.00 - 120.00	70.00 - 110.00	230.00 - 460.00	200.00 - 250.00	250.00 - 300.00	350.00 - 520.00
Veyangoda	110.00 - 140.00	100.00 - 140.00	300.00 - 480.00	230.00 - 280.00	350.00 - 440.00	350.00 - 600.00

Locations	Pumpkin	Cucumber	Bitter Gourd	Snake Gourd	Drumstick	Luffa
Colombo	100.00 - 130.00	160.00 - 200.00	400.00 - 500.00	250.00 - 450.00	300.00 - #####	350.00 - 400.00
Meegoda (DEC)	120.00 - 130.00	150.00 - 180.00	430.00 - 520.00	270.00 - 350.00	-	350.00 - 400.00
Moneragala	110.00 - 130.00	150.00 - 200.00	400.00 - 450.00	300.00 - 350.00	-	350.00 - 400.00
Dambulla (DEC)	90.00 - 110.00	90.00 - 130.00	400.00 - 450.00	230.00 - 300.00	450.00 - 500.00	350.00 - 380.00
Keppetipola (DEC)	110.00 - 125.00	160.00 - 200.00	-	-	320.00 - 480.00	-
Norochchole (DEC)	70.00 - 90.00	70.00 - 100.00	300.00 - 400.00	200.00 - 250.00	400.00 - 500.00	160.00 - 250.00
Nuwara Eliya	-	-	-	-	-	-
Kandy	100.00 - 120.00	160.00 - 180.00	480.00 - 550.00	300.00 - 340.00	300.00 - 550.00	400.00 - 440.00
Hambantota	120.00 - 150.00	200.00 - 250.00	450.00 - 500.00	250.00 - 300.00	250.00 - 300.00	300.00 - 350.00
Thambuththegama (DEC)	100.00 - 120.00	100.00 - 180.00	350.00 - 450.00	220.00 - 300.00	-	270.00 - 450.00
Tissamaharama	110.00 - 130.00	160.00 - 180.00	540.00 - 550.00	340.00 - 350.00	-	370.00 - 390.00
Jaffna	-	-	-	-	-	-
Bandarawela	120.00 - 130.00	160.00 - 190.00	370.00 - 440.00	320.00 - 370.00	350.00 - 460.00	350.00 - 400.00
Veyangoda	110.00 - 125.00	130.00 - 180.00	480.00 - 550.00	300.00 - 350.00	450.00 - 500.00	380.00 - 440.00

**Table 06 (Contd.)**

	<b>Long Beans</b>	<b>Ash Plantain</b>	<b>Green Chillies</b>	<b>Lime</b>	<b>Sweet Potatoe</b>	<b>Manioc</b>
Colombo	350.00 - 400.00	80.00 - 100.00	100.00 - 250.00	400.00 - 450.00	150.00 - 200.00	80.00 - 120.00
Meegoda (DEC)	280.00 - 380.00	100.00 - 140.00	250.00 - 300.00	370.00 - 460.00	130.00 - 170.00	100.00 - 130.00
Moneragala	200.00 - 250.00	60.00 - 70.00	300.00 - 350.00	450.00 - 500.00	150.00 - 200.00	80.00 - 100.00
Dambulla (DEC)	200.00 - 260.00	90.00 - 120.00	150.00 - 250.00	360.00 - 400.00	110.00 - 130.00	100.00 - 110.00
Keppetipola (DEC)	-	-	180.00 - 250.00	-	160.00 - 170.00	120.00 - 130.00
Norochchole (DEC)	250.00 - 300.00	100.00 - 130.00	220.00 - 220.00	-	-	120.00 - 150.00
Nuwara Eliya	-	-	-	-	-	-
Kandy	280.00 - 320.00	100.00 - 140.00	150.00 - 330.00	250.00 - 400.00	130.00 - 170.00	110.00 - 130.00
Hambantota	300.00 - 350.00	60.00 - 80.00	250.00 - 300.00	450.00 - 500.00	220.00 - 250.00	90.00 - 120.00
Thambuththegama (DEC)	260.00 - 380.00	60.00 - 80.00	100.00 - 280.00	300.00 - 380.00	120.00 - 160.00	100.00 - 130.00
Tissamaharama	180.00 - 210.00	90.00 - 110.00	380.00 - 400.00	460.00 - 470.00	200.00 - 220.00	180.00 - 190.00
Jaffna	-	-	-	-	-	-
Bandarawela	230.00 - 330.00	90.00 - 120.00	180.00 - 240.00	380.00 - 420.00	140.00 - 170.00	110.00 - 125.00
Veyangoda	300.00 - 380.00	110.00 - 130.00	200.00 - 300.00	380.00 - 480.00	140.00 - 170.00	100.00 - 140.00

<b>Locations</b>	<b>Leafy Vegetables (Rs/kg)</b>			<b>Coconut (Rs/nut)</b>	
	<b>Mukunuwenna</b>	<b>Kankun</b>	<b>Gotukola</b>	<b>Large</b>	<b>Small</b>
Colombo	120.00 - 130.00	120.00 - 130.00	280.00 - 320.00	150.00 - 165.00	130.00 - 145.00
Meegoda (DEC)	-	-	-	-	-
Norochchole (DEC)	-	-	-	-	-
Nuwara Eliya	-	-	-	-	-
Dambulla (DEC)	-	-	-	-	-
Kandy	180.00 - 200.00	180.00 - 200.00	280.00 - 300.00	130.00 - 140.00	85.00 - 100.00
Hambantota	150.00 - 160.00	160.00 - 160.00	320.00 - 330.00	145.00 - 155.00	135.00 - 140.00
Thambuththegama (DEC)	-	-	-	-	-
Tissamaharama	120.00 - 140.00	120.00 - 140.00	250.00 - 275.00	-	-
Jaffna	-	-	-	-	-
Bandarawela	150.00 - 180.00	150.00 - 160.00	260.00 - 280.00	-	-
Veyangoda	-	-	-	-	-

*Colombo, Meegoda, Norochchole, Jaffna, Dambulla and Kandy - Gotukola Price Rs/Kg*

**Table 07: Selected Markets: Retail Price of Vegetables (Rs/kg)**

Week 20: 15 - 21 May 2026

LOCATIONS	Up Country Varieties																
	Butter Beans		Green Beans		Carrot		Leeks		Beetroot		Knol Khol		Raddish		Cabbage		Tomato
Colombo	-	550.00 - 1000.00	300.00 - 480.00	320.00 - 600.00	400.00 - 700.00	300.00 - 600.00	250.00 - 480.00	200.00 - 400.00	350.00 - 800.00								
Gampaha	-	760.00 - 800.00	300.00 - 360.00	400.00 - 460.00	-	400.00 - 450.00	360.00 - 400.00	-	540.00 - 580.00								
Kurunegala	-	760.00 - 800.00	360.00 - 400.00	480.00 - 540.00	-	400.00 - 450.00	280.00 - 300.00	-	460.00 - 500.00								
Nikaweratiya	-	640.00 - 720.00	400.00 - 480.00	400.00 - 450.00	520.00 - 560.00	400.00 - 440.00	320.00 - 400.00	250.00 - 320.00	500.00 - 560.00								
Dambulla	-	760.00 - 800.00	380.00 - 400.00	440.00 - 480.00	440.00 - 480.00	380.00 - 400.00	220.00 - 260.00	200.00 - 220.00	360.00 - 400.00								
Anuradhapura	-	-	-	-	-	-	-	-	-								
Thambuththegama	-	650.00 - 800.00	380.00 - 450.00	400.00 - 500.00	500.00 - 600.00	-	280.00 - 380.00	200.00 - 280.00	550.00 - 680.00								
Polonnaruwa	-	780.00 - 880.00	380.00 - 420.00	380.00 - 420.00	400.00 - 480.00	400.00 - 480.00	300.00 - 360.00	240.00 - 280.00	600.00 - 660.00								
Kaluthara	-	680.00 - 800.00	300.00 - 400.00	320.00 - 440.00	400.00 - 520.00	-	280.00 - 400.00	320.00 - 340.00	400.00 - 560.00								
Badulla	-	550.00 - 600.00	320.00 - 400.00	320.00 - 400.00	380.00 - 480.00	360.00 - 480.00	200.00 - 240.00	180.00 - 240.00	320.00 - 400.00								
Keppetipola	-	600.00 - 630.00	280.00 - 320.00	350.00 - 360.00	300.00 - 320.00	350.00 - 360.00	140.00 - 160.00	100.00 - 130.00	280.00 - 320.00								
Moneragala	-	600.00 - 640.00	340.00 - 400.00	360.00 - 400.00	400.00 - 440.00	-	200.00 - 240.00	160.00 - 200.00	400.00 - 420.00								
Kegalle	-	680.00 - 720.00	450.00 - 480.00	480.00 - 520.00	450.00 - 480.00	450.00 - 480.00	280.00 - 320.00	250.00 - 280.00	560.00 - 600.00								
Ampara	-	680.00 - 720.00	340.00 - 400.00	400.00 - 460.00	380.00 - 440.00	-	280.00 - 300.00	240.00 - 300.00	480.00 - 640.00								
Dehiattakandiya	-	-	-	-	-	-	-	-	-								
Nuwaraeliya	-	650.00 - 660.00	340.00 - 360.00	380.00 - 400.00	400.00 - 420.00	360.00 - 380.00	220.00 - 240.00	220.00 - 240.00	360.00 - 400.00								
Kandy	-	700.00 - 750.00	400.00 - 450.00	550.00 - 600.00	550.00 - 600.00	320.00 - 360.00	200.00 - 240.00	240.00 - 260.00	550.00 - 600.00								
Puttalam	-	720.00 - 800.00	500.00 - 600.00	400.00 - 480.00	600.00 - 650.00	-	320.00 - 360.00	400.00 - 450.00	700.00 - 800.00								
Hambantota	-	800.00 - 800.00	480.00 - 600.00	480.00 - 600.00	480.00 - 600.00	400.00 - 450.00	300.00 - 320.00	280.00 - 320.00	450.00 - 600.00								
Rathnapura	-	650.00 - 720.00	300.00 - 450.00	300.00 - 350.00	350.00 - 400.00	-	160.00 - 240.00	200.00 - 240.00	500.00 - 600.00								
Matara	-	600.00 - 700.00	320.00 - 480.00	380.00 - 400.00	400.00 - 480.00	-	320.00 - 400.00	380.00 - 400.00	480.00 - 600.00								
Galle	-	800.00 - 800.00	380.00 - 400.00	400.00 - 440.00	-	-	260.00 - 280.00	360.00 - 400.00	380.00 - 600.00								
Tissamaharama	-	700.00 - 720.00	320.00 - 340.00	400.00 - 420.00	400.00 - 420.00	360.00 - 380.00	260.00 - 280.00	220.00 - 240.00	460.00 - 480.00								
Meegoda (DEC)	-	680.00 - 760.00	400.00 - 480.00	440.00 - 480.00	-	560.00 - 600.00	300.00 - 360.00	300.00 - 360.00	560.00 - 600.00								
Embilipitiya	-	720.00 - 800.00	480.00 - 520.00	400.00 - 480.00	560.00 - 600.00	300.00 - 320.00	280.00 - 320.00	280.00 - 320.00	480.00 - 600.00								
Jaffna	-	680.00 - 700.00	380.00 - 400.00	380.00 - 400.00	-	-	-	200.00 - 220.00	600.00 - 700.00								
Vavuniya	-	650.00 - 700.00	400.00 - 500.00	500.00 - 550.00	600.00 - 700.00	-	450.00 - 500.00	350.00 - 400.00	500.00 - 540.00								
Mannar	-	750.00 - 800.00	380.00 - 400.00	350.00 - 400.00	350.00 - 400.00	-	250.00 - 300.00	350.00 - 360.00	450.00 - 500.00								
Killinochchi	-	-	-	-	-	-	-	-	-								
Mullaittivu	-	700.00 - 750.00	380.00 - 420.00	380.00 - 420.00	350.00 - 380.00	-	200.00 - 240.00	280.00 - 320.00	550.00 - 600.00								
Batticaloa	-	680.00 - 750.00	300.00 - 350.00	380.00 - 400.00	-	-	250.00 - 300.00	380.00 - 400.00	600.00 - 650.00								
Trincomalee	-	-	-	-	-	-	-	-	-								
Hanguranketha	-	550.00 - 600.00	260.00 - 300.00	260.00 - 300.00	-	-	-	130.00 - 150.00	360.00 - 400.00								
Veyangoda	-	760.00 - 840.00	360.00 - 440.00	400.00 - 480.00	-	400.00 - 440.00	240.00 - 280.00	240.00 - 320.00	480.00 - 560.00								
Galenbindunuwewa	-	700.00 - 800.00	400.00 - 480.00	380.00 - 480.00	440.00 - 480.00	300.00 - 360.00	180.00 - 250.00	-	480.00 - 580.00								
Bandarawela	-	580.00 - 640.00	280.00 - 320.00	340.00 - 380.00	360.00 - 400.00	340.00 - 360.00	140.00 - 160.00	200.00 - 240.00	300.00 - 340.00								
Matale	-	720.00 - 800.00	400.00 - 480.00	440.00 - 520.00	440.00 - 520.00	300.00 - 360.00	240.00 - 260.00	200.00 - 240.00	400.00 - 480.00								

Table 07 (Contd.)

LOCATIONS	Low Country Varieties											
	Ladies Fingers	Brinjal	Capsicum	Pumpkin	Cucumber	Bitter Gourd	Snake Gourd	Drumstick	Luffa	Long Beans		
Colombo	280.00 - 600.00	400.00 - 600.00	500.00 - 800.00	150.00 - 300.00	200.00 - 400.00	450.00 - 800.00	400.00 - 640.00	500.00 - 1200.00	400.00 - 600.00	400.00 - 600.00		
Gampaha	480.00 - 520.00	400.00 - 500.00	720.00 - 800.00	200.00 - 280.00	350.00 - 380.00	600.00 - 700.00	440.00 - 520.00	-	600.00 - 720.00	440.00 - 480.00		
Kurunegala	400.00 - 450.00	500.00 - 580.00	700.00 - 780.00	220.00 - 250.00	280.00 - 340.00	680.00 - 760.00	500.00 - 560.00	-	680.00 - 720.00	400.00 - 450.00		
Nikaweratiya	320.00 - 400.00	400.00 - 480.00	620.00 - 720.00	160.00 - 200.00	240.00 - 300.00	540.00 - 620.00	320.00 - 400.00	-	480.00 - 520.00	320.00 - 400.00		
Dambulla	340.00 - 360.00	500.00 - 560.00	760.00 - 800.00	180.00 - 200.00	240.00 - 260.00	680.00 - 740.00	380.00 - 440.00	700.00 - 800.00	500.00 - 560.00	380.00 - 440.00		
Anuradhapura	-	-	-	-	-	-	-	-	-	-		
Thambuththegama	400.00 - 480.00	580.00 - 700.00	550.00 - 700.00	160.00 - 250.00	220.00 - 300.00	560.00 - 650.00	320.00 - 440.00	-	520.00 - 650.00	480.00 - 550.00		
Polonnaruwa	400.00 - 480.00	440.00 - 480.00	560.00 - 620.00	200.00 - 200.00	300.00 - 350.00	560.00 - 680.00	400.00 - 480.00	500.00 - 600.00	550.00 - 600.00	400.00 - 440.00		
Kaluthara	320.00 - 400.00	400.00 - 480.00	480.00 - 700.00	200.00 - 200.00	200.00 - 260.00	520.00 - 720.00	400.00 - 520.00	-	400.00 - 600.00	400.00 - 480.00		
Badulla	320.00 - 360.00	360.00 - 480.00	360.00 - 480.00	160.00 - 240.00	300.00 - 320.00	460.00 - 520.00	400.00 - 500.00	550.00 - 600.00	520.00 - 600.00	320.00 - 400.00		
Keppetipola	320.00 - 350.00	350.00 - 360.00	650.00 - 700.00	170.00 - 180.00	220.00 - 240.00	580.00 - 600.00	400.00 - 420.00	520.00 - 530.00	460.00 - 480.00	380.00 - 400.00		
Moneragala	320.00 - 360.00	400.00 - 440.00	560.00 - 600.00	160.00 - 200.00	220.00 - 260.00	540.00 - 600.00	440.00 - 480.00	-	480.00 - 540.00	320.00 - 340.00		
Kegalle	400.00 - 440.00	560.00 - 600.00	520.00 - 560.00	200.00 - 240.00	340.00 - 360.00	520.00 - 560.00	480.00 - 520.00	600.00 - 620.00	550.00 - 580.00	480.00 - 520.00		
Ampara	280.00 - 300.00	360.00 - 420.00	580.00 - 640.00	190.00 - 220.00	280.00 - 340.00	580.00 - 640.00	360.00 - 400.00	490.00 - 540.00	380.00 - 400.00	280.00 - 360.00		
Dehiattakandiya	-	-	-	-	-	-	-	-	-	-		
Nuwaraeliya	360.00 - 380.00	420.00 - 440.00	650.00 - 660.00	240.00 - 260.00	260.00 - 300.00	560.00 - 580.00	420.00 - 440.00	550.00 - 560.00	480.00 - 500.00	420.00 - 440.00		
Kandy	400.00 - 450.00	450.00 - 480.00	750.00 - 800.00	160.00 - 180.00	280.00 - 300.00	600.00 - 650.00	450.00 - 480.00	600.00 - 700.00	480.00 - 500.00	400.00 - 450.00		
Puttalam	300.00 - 350.00	400.00 - 480.00	700.00 - 800.00	200.00 - 240.00	320.00 - 360.00	700.00 - 800.00	400.00 - 480.00	-	520.00 - 600.00	520.00 - 600.00		
Rathnapura	280.00 - 350.00	400.00 - 500.00	500.00 - 600.00	120.00 - 160.00	220.00 - 320.00	500.00 - 580.00	400.00 - 500.00	-	360.00 - 450.00	350.00 - 400.00		
Hambantota	400.00 - 480.00	480.00 - 600.00	600.00 - 800.00	180.00 - 200.00	300.00 - 400.00	600.00 - 800.00	400.00 - 600.00	400.00 - 600.00	400.00 - 600.00	480.00 - 600.00		
Matara	320.00 - 400.00	400.00 - 600.00	480.00 - 640.00	160.00 - 180.00	220.00 - 240.00	520.00 - 600.00	440.00 - 600.00	-	520.00 - 600.00	440.00 - 480.00		
Galle	400.00 - 480.00	380.00 - 400.00	680.00 - 760.00	200.00 - 200.00	280.00 - 300.00	680.00 - 700.00	680.00 - 700.00	460.00 - 500.00	640.00 - 660.00	480.00 - 500.00		
Tissamaharama	300.00 - 320.00	420.00 - 440.00	580.00 - 600.00	160.00 - 180.00	220.00 - 230.00	580.00 - 600.00	380.00 - 400.00	-	420.00 - 440.00	240.00 - 260.00		
Meegoda (DEC)	400.00 - 440.00	560.00 - 600.00	680.00 - 760.00	200.00 - 240.00	320.00 - 360.00	680.00 - 720.00	520.00 - 600.00	-	520.00 - 600.00	480.00 - 560.00		
Embilipitiya	360.00 - 400.00	400.00 - 480.00	700.00 - 800.00	180.00 - 200.00	200.00 - 240.00	560.00 - 600.00	480.00 - 520.00	280.00 - 320.00	560.00 - 600.00	350.00 - 400.00		
Jaffna	300.00 - 300.00	380.00 - 420.00	550.00 - 600.00	100.00 - 120.00	-	580.00 - 680.00	380.00 - 400.00	-	-	400.00 - 420.00		
Vavuniya	400.00 - 480.00	600.00 - 680.00	400.00 - 450.00	200.00 - 250.00	300.00 - 350.00	850.00 - 900.00	400.00 - 450.00	1200.00 - 1300.00	-	600.00 - 700.00		
Mannar	300.00 - 350.00	500.00 - 550.00	600.00 - 650.00	150.00 - 160.00	180.00 - 200.00	550.00 - 600.00	550.00 - 600.00	-	-	350.00 - 400.00		
Killinochchi	-	-	-	-	-	-	-	-	-	-		
Mullaittivu	280.00 - 320.00	380.00 - 420.00	580.00 - 620.00	130.00 - 150.00	140.00 - 150.00	580.00 - 620.00	380.00 - 420.00	900.00 - 1000.00	-	380.00 - 420.00		
Batticaloa	320.00 - 350.00	350.00 - 350.00	500.00 - 550.00	160.00 - 180.00	200.00 - 200.00	600.00 - 600.00	350.00 - 400.00	850.00 - 850.00	350.00 - 380.00	350.00 - 380.00		
Trincomalee	-	-	-	-	-	-	-	-	-	-		
Hanguranketha	320.00 350.00	410.00 450.00	450.00 480.00	140.00 160.00	280.00 320.00	530.00 - 600.00	350.00 380.00	520.00 600.00	480.00 510.00	310.00 350.00		
Veyangoda	360.00 - 400.00	520.00 - 600.00	700.00 - 800.00	200.00 - 240.00	280.00 - 360.00	640.00 - 720.00	480.00 - 520.00	560.00 - 600.00	560.00 - 600.00	440.00 - 480.00		
Galenbindunuwewa	320.00 - 400.00	400.00 - 480.00	600.00 - 800.00	200.00 - 240.00	260.00 - 320.00	580.00 - 680.00	340.00 - 400.00	600.00 - 600.00	540.00 - 600.00	320.00 - 400.00		
Bandarawela	280.00 - 340.00	360.00 - 400.00	540.00 - 580.00	160.00 - 200.00	220.00 - 240.00	480.00 - 520.00	440.00 - 460.00	-	440.00 - 480.00	380.00 - 400.00		
Matale	400.00 - 480.00	440.00 - 560.00	600.00 - 840.00	200.00 - 240.00	240.00 - 260.00	600.00 - 700.00	440.00 - 560.00	-	520.00 - 720.00	440.00 - 520.00		

**Table 07 (Contd.)**

LOCATIONS	Low Country Varieties					Leafy Vegetable			Coconut (Rs/nut)	
	Ash Plantain	Green Chillies	Lime	Sweet Potato	Manioc	Mukunuwenna	Kankun	Gotukola	Large	Small
Colombo	180.00 - 400.00	200.00 - 800.00	500.00 - 800.00	200.00 - 400.00	160.00 - 260.00	180.00 - 300.00	180.00 - 300.00	280.00 - 360.00	170.00 - 200.00	140.00 - 150.00
Gampaha	240.00 - 260.00	500.00 - 600.00	680.00 - 800.00	320.00 - 340.00	180.00 - 200.00	180.00 - 210.00	180.00 - 210.00	150.00 - 180.00	150.00 - 160.00	100.00 - 135.00
Kurunegala	220.00 - 240.00	280.00 - 350.00	600.00 - 700.00	240.00 - 250.00	180.00 - 200.00	180.00 - 210.00	180.00 - 210.00	150.00 - 180.00	145.00 - 160.00	100.00 - 130.00
Nikaweratiya	200.00 - 240.00	400.00 - 600.00	600.00 - 680.00	220.00 - 260.00	160.00 - 180.00	200.00 - 240.00	200.00 - 240.00	175.00 - 225.00	140.00 - 150.00	100.00 - 130.00
Dambulla	180.00 - 240.00	350.00 - 450.00	600.00 - 700.00	220.00 - 260.00	180.00 - 200.00	300.00 - 400.00	350.00 - 400.00	300.00 - 350.00	150.00 - 160.00	110.00 - 120.00
Anuradhapura	-	-	-	-	-	-	-	-	-	-
Thambuththegama	100.00 - 160.00	240.00 - 350.00	440.00 - 550.00	240.00 - 300.00	180.00 - 250.00	-	-	-	-	100.00 - 120.00
Polonnaruwa	200.00 - 250.00	400.00 - 520.00	600.00 - 700.00	240.00 - 280.00	220.00 - 240.00	200.00 - 240.00	200.00 - 240.00	200.00 - 240.00	140.00 - 150.00	80.00 - 120.00
Kaluthara	200.00 - 240.00	400.00 - 600.00	600.00 - 800.00	240.00 - 300.00	180.00 - 200.00	210.00 - 240.00	210.00 - 240.00	300.00 - 360.00	180.00 - 200.00	140.00 - 150.00
Badulla	280.00 - 320.00	580.00 - 600.00	500.00 - 600.00	260.00 - 320.00	200.00 - 240.00	320.00 - 400.00	300.00 - 350.00	450.00 - 500.00	160.00 - 180.00	100.00 - 130.00
Keppetipola	180.00 - 200.00	350.00 - 400.00	500.00 - 550.00	200.00 - 220.00	150.00 - 160.00	240.00 - 280.00	240.00 - 280.00	350.00 - 500.00	140.00 - 160.00	120.00 - 130.00
Moneragala	120.00 - 160.00	500.00 - 600.00	560.00 - 600.00	240.00 - 300.00	120.00 - 140.00	150.00 - 180.00	150.00 - 180.00	280.00 - 340.00	130.00 - 150.00	100.00 - 110.00
Kegalle	280.00 - 320.00	550.00 - 600.00	560.00 - 600.00	280.00 - 320.00	190.00 - 200.00	240.00 - 240.00	240.00 - 240.00	240.00 - 250.00	160.00 - 170.00	120.00 - 130.00
Ampara	240.00 - 280.00	400.00 - 460.00	600.00 - 700.00	280.00 - 300.00	-	240.00 - 280.00	240.00 - 280.00	300.00 - 350.00	150.00 - 180.00	120.00 - 140.00
Dehiattakandiya	-	-	-	-	-	-	-	-	-	-
Nuwaraeliya	240.00 - 260.00	400.00 - 450.00	560.00 - 580.00	280.00 - 300.00	240.00 - 250.00	250.00 - 300.00	250.00 - 300.00	280.00 - 320.00	150.00 - 170.00	130.00 - 140.00
Kandy	200.00 - 240.00	500.00 - 600.00	600.00 - 700.00	240.00 - 260.00	200.00 - 240.00	270.00 - 320.00	270.00 - 320.00	700.00 - 720.00	150.00 - 170.00	120.00 - 130.00
Puttalam	180.00 - 240.00	400.00 - 500.00	700.00 - 800.00	320.00 - 400.00	240.00 - 250.00	260.00 - 280.00	-	600.00 - 650.00	150.00 - 160.00	120.00 - 140.00
Rathnapura	200.00 - 250.00	320.00 - 400.00	450.00 - 500.00	240.00 - 280.00	120.00 - 160.00	240.00 - 240.00	240.00 - 240.00	300.00 - 300.00	170.00 - 180.00	130.00 - 160.00
Hambanthota	150.00 - 200.00	400.00 - 600.00	600.00 - 800.00	300.00 - 400.00	200.00 - 220.00	240.00 - 240.00	240.00 - 240.00	360.00 - 400.00	160.00 - 200.00	140.00 - 150.00
Matara	160.00 - 200.00	500.00 - 600.00	600.00 - 800.00	280.00 - 320.00	180.00 - 200.00	150.00 - 180.00	150.00 - 180.00	360.00 - 400.00	170.00 - 190.00	130.00 - 150.00
Galle	240.00 - 240.00	780.00 - 800.00	680.00 - 700.00	300.00 - 360.00	200.00 - 200.00	280.00 - 280.00	280.00 - 280.00	320.00 - 320.00	100.00 - 100.00	80.00 - 80.00
Tissamaharama	130.00 - 150.00	440.00 - 460.00	500.00 - 520.00	240.00 - 250.00	220.00 - 240.00	160.00 - 180.00	160.00 - 180.00	350.00 - 400.00	160.00 - 180.00	120.00 - 140.00
Meegoda (DEC)	240.00 - 300.00	560.00 - 600.00	700.00 - 800.00	300.00 - 360.00	200.00 - 240.00	160.00 - 160.00	160.00 - 160.00	200.00 - 240.00	150.00 - 170.00	100.00 - 130.00
Embilipitiya	120.00 - 150.00	400.00 - 480.00	550.00 - 600.00	300.00 - 350.00	140.00 - 160.00	300.00 - 350.00	250.00 - 300.00	-	140.00 - 160.00	100.00 - 130.00
Jaffna	150.00 - 160.00	250.00 - 260.00	400.00 - 450.00	200.00 - 220.00	180.00 - 200.00	320.00 - 330.00	240.00 - 260.00	300.00 - 320.00	140.00 - 150.00	90.00 - 100.00
Vavuniya	200.00 - 250.00	400.00 - 450.00	400.00 - 450.00	200.00 - 250.00	200.00 - 240.00	350.00 - 400.00	300.00 - 350.00	325.00 - 400.00	140.00 - 160.00	90.00 - 110.00
Mannar	200.00 - 220.00	500.00 - 600.00	700.00 - 750.00	220.00 - 240.00	180.00 - 200.00	240.00 - 300.00	200.00 - 240.00	320.00 - 360.00	140.00 - 145.00	95.00 - 100.00
Killinochchi	-	-	-	-	-	-	-	-	-	-
Mullaittivu	140.00 - 160.00	240.00 - 260.00	480.00 - 520.00	200.00 - 240.00	180.00 - 220.00	280.00 - 280.00	240.00 - 240.00	200.00 - 200.00	140.00 - 150.00	90.00 - 100.00
Batticaloa	250.00 - 250.00	300.00 - 350.00	450.00 - 500.00	250.00 - 250.00	180.00 - 200.00	-	320.00 - 320.00	320.00 - 320.00	165.00 - 180.00	75.00 - 85.00
Trincomalee										
Hanguranketha	180.00 - 210.00	460.00 - 500.00	460.00 - 500.00	200.00 - 250.00	-	180.00 - 250.00	200.00 - 225.00	200.00 - 300.00	130.00 - 145.00	-
Veyangoda	280.00 - 320.00	440.00 - 520.00	600.00 - 720.00	280.00 - 320.00	200.00 - 240.00	200.00 - 210.00	210.00 - 220.00	300.00 - 320.00	140.00 - 160.00	120.00 - 130.00
Galenbindunuwewa	160.00 - 200.00	400.00 - 500.00	500.00 - 650.00	240.00 - 280.00	200.00 - 240.00	220.00 - 300.00	200.00 - 260.00	280.00 - 340.00	-	100.00 - 120.00
Bandarawela	180.00 - 200.00	300.00 - 320.00	500.00 - 550.00	200.00 - 240.00	170.00 - 190.00	210.00 - 240.00	210.00 - 240.00	320.00 - 400.00	130.00 - 150.00	100.00 - 120.00
Matale	200.00 - 240.00	440.00 - 600.00	600.00 - 700.00	200.00 - 240.00	180.00 - 200.00	360.00 - 400.00	320.00 - 400.00	350.00 - 480.00	160.00 - 170.00	120.00 - 130.00

**Table 08: Selected Markets: Retail Price of Fruits (Rs/kg)**

Week 20: 15 - 21 May 2026

LOCATIONS	Banana					Pineapple			Mango	
	Ambul (Rs/kg)	Kolikuttu (Rs/kg)	Seeni (Rs/kg)	Anamalu	Ambun	Large	Medium	Small	Betti	Karthakolomban
Colombo	100.00 - 220.00	250.00 - 380.00	140.00 - 230.00	250.00 - 380.00	260.00 - 380.00	280.00 - 450.00	-	-	300.00 - 600.00	450.00 - 850.00
Gampaha	150.00 - 160.00	260.00 - 300.00	150.00 - 180.00	-	-	280.00 - 320.00	-	-	-	350.00 - 440.00
Kurunegala	140.00 - 160.00	280.00 - 300.00	150.00 - 170.00	-	280.00 - 320.00	300.00 - 340.00	-	-	-	380.00 - 420.00
Nikaweratiya	150.00 - 180.00	350.00 - 380.00	130.00 - 160.00	-	320.00 - 350.00	350.00 - 450.00	-	-	-	-
Dambulla	120.00 - 140.00	280.00 - 340.00	140.00 - 160.00	-	260.00 - 300.00	300.00 - 380.00	-	-	250.00 - 300.00	400.00 - 500.00
Anuradhapura	-	-	-	-	-	-	-	-	-	-
Thambuththegama	100.00 - 140.00	300.00 - 380.00	120.00 - 180.00	-	-	300.00 - 380.00	-	-	-	300.00 - 400.00
Polonnaruwa	200.00 - 250.00	350.00 - 400.00	150.00 - 200.00	-	350.00 - 450.00	400.00 - 400.00	-	-	-	500.00 - 550.00
Kaluthara	150.00 - 200.00	300.00 - 300.00	150.00 - 180.00	240.00 - 250.00	250.00 - 260.00	390.00 - 455.00	-	-	-	350.00 - 600.00
Badulla	130.00 - 200.00	300.00 - 350.00	120.00 - 180.00	250.00 - 300.00	350.00 - 400.00	400.00 - 450.00	-	-	250.00 - 300.00	300.00 - 350.00
Keppetipola	170.00 - 180.00	320.00 - 330.00	140.00 - 160.00	180.00 - 185.00	270.00 - 280.00	250.00 - 260.00	-	-	-	800.00 - 850.00
Moneragala	100.00 - 120.00	250.00 - 280.00	80.00 - 100.00	200.00 - 220.00	200.00 - 240.00	250.00 - 350.00	-	-	-	400.00 - 450.00
Kegalle	150.00 - 160.00	300.00 - 320.00	170.00 - 180.00	280.00 - 300.00	280.00 - 300.00	530.00 - 560.00	-	-	-	300.00 - 360.00
Ampara	170.00 - 180.00	300.00 - 350.00	130.00 - 150.00	280.00 - 300.00	280.00 - 300.00	380.00 - 400.00	-	-	-	-
Dehiattakandiya	-	-	-	-	-	-	-	-	-	-
Nuwaraeliya	180.00 - 200.00	340.00 - 350.00	160.00 - 170.00	240.00 - 260.00	260.00 - 300.00	280.00 - 300.00	-	-	-	600.00 - 640.00
Kandy	180.00 - 220.00	320.00 - 350.00	160.00 - 180.00	250.00 - 270.00	350.00 - 360.00	350.00 - 400.00	-	-	280.00 - 300.00	500.00 - 550.00
Puttalam	140.00 - 170.00	320.00 - 380.00	130.00 - 160.00	270.00 - 300.00	-	500.00 - 550.00	-	-	-	600.00 - 700.00
Rathnapura	120.00 - 150.00	250.00 - 350.00	100.00 - 130.00	200.00 - 240.00	280.00 - 300.00	392.00 - 448.00	-	-	-	450.00 - 600.00
Hambantota	80.00 - 130.00	200.00 - 260.00	120.00 - 130.00	-	-	340.00 - 380.00	-	-	200.00 - 200.00	400.00 - 450.00
Matara	130.00 - 140.00	230.00 - 240.00	140.00 - 150.00	250.00 - 260.00	250.00 - 260.00	350.00 - 400.00	-	-	300.00 - 320.00	450.00 - 500.00
Galle	150.00 - 160.00	300.00 - 320.00	160.00 - 200.00	300.00 - 380.00	300.00 - 380.00	400.00 - 400.00	-	-	-	700.00 - 800.00
Tissamaharama	100.00 - 120.00	220.00 - 240.00	100.00 - 110.00	-	-	380.00 - 400.00	-	-	-	440.00 - 460.00
Meegoda (DEC)	150.00 - 180.00	280.00 - 320.00	150.00 - 180.00	260.00 - 260.00	280.00 - 280.00	280.00 - 320.00	-	-	-	350.00 - 400.00
Embilipitiya	60.00 - 80.00	200.00 - 260.00	80.00 - 100.00	220.00 - 250.00	240.00 - 280.00	280.00 - 350.00	-	-	250.00 - 350.00	400.00 - 600.00
Jaffna	150.00 - 160.00	300.00 - 320.00	150.00 - 160.00	-	-	450.00 - 460.00	-	-	-	-
Vavuniya	120.00 - 150.00	300.00 - 340.00	120.00 - 150.00	160.00 - 170.00	-	500.00 - 550.00	-	-	-	-
Mannar	180.00 - 200.00	350.00 - 350.00	150.00 - 180.00	250.00 - 250.00	260.00 - 280.00	550.00 - 600.00	-	-	-	850.00 - 900.00
Killinochchi	-	-	-	-	-	-	-	-	-	-
Mullaittivu	170.00 - 200.00	340.00 - 360.00	150.00 - 160.00	240.00 - 260.00	280.00 - 300.00	580.00 - 620.00	-	-	-	700.00 - 720.00
Batticaloa	-	400.00 - 450.00	150.00 - 150.00	250.00 - 280.00	250.00 - 250.00	500.00 - 500.00	-	-	-	800.00 - 800.00
Trincomalee	-	-	-	-	-	-	-	-	-	-
Veyangoda	120.00 - 140.00	220.00 - 250.00	130.00 - 150.00	200.00 - 220.00	280.00 - 300.00	230.00 - 260.00	-	-	-	280.00 - 300.00
Galenbindunuwewa	120.00 - 140.00	250.00 - 350.00	100.00 - 130.00	300.00 - 300.00	-	380.00 - 420.00	-	-	-	300.00 - 400.00
Bandarawela	140.00 - 160.00	300.00 - 320.00	160.00 - 170.00	200.00 - 220.00	260.00 - 270.00	350.00 - 530.00	-	-	-	600.00 - 660.00
Matale	180.00 - 200.00	400.00 - 440.00	160.00 - 200.00	160.00 - 200.00	360.00 - 400.00	520.00 - 580.00	-	-	-	400.00 - 500.00

Table 08 (Contd.)

LOCATIONS	Mango		Other Fruits							
	Vilad	Kohu	Papaw	Passion	Wood Apple	Orange	Avocado	Slime Apple	Grapes	King Coconut(Rs/nut)
Colombo	350.00 - 600.00	-	150.00 - 300.00	600.00 - 1000.00	300.00 - 800.00	280.00 - 600.00	600.00 - 1000.00	400.00 - 800.00	2200.00 - 3000.00	180.00 - 230.00
Gampaha	-	-	160.00 - 200.00	-	400.00 - 500.00	320.00 - 400.00	-	-	2900.00 - 3000.00	200.00 - 200.00
Kurunegala	-	-	150.00 - 170.00	-	-	-	-	-	2800.00 - 2900.00	190.00 - 220.00
Nikaweratiya	-	-	150.00 - 180.00	-	-	300.00 - 380.00	450.00 - 550.00	-	2400.00 - 2600.00	-
Dambulla	300.00 - 350.00	150.00 - 200.00	150.00 - 180.00	400.00 - 500.00	500.00 - 600.00	300.00 - 400.00	500.00 - 650.00	250.00 - 300.00	3000.00 - 3200.00	200.00 - 240.00
Anuradhapura	-	-	-	-	-	-	-	-	-	-
Thambuththegama	-	-	100.00 - 150.00	580.00 - 600.00	-	-	320.00 - 400.00	-	-	200.00 - 250.00
Polonnaruwa	-	-	150.00 - 180.00	-	350.00 - 400.00	-	600.00 - 600.00	-	2800.00 - 3000.00	200.00 - 200.00
Kaluthara	350.00 - 400.00	250.00 - 260.00	180.00 - 250.00	-	450.00 - 500.00	-	600.00 - 700.00	350.00 - 500.00	2800.00 - 3000.00	160.00 - 180.00
Badulla	350.00 - 400.00	-	120.00 - 200.00	600.00 - 700.00	400.00 - 450.00	-	580.00 - 700.00	300.00 - 350.00	2500.00 - 3000.00	150.00 - 200.00
Keppetipola	280.00 - 350.00	150.00 - 155.00	160.00 - 180.00	600.00 - 700.00	300.00 - 360.00	330.00 - 360.00	800.00 - 850.00	300.00 - 360.00	2400.00 - 2600.00	180.00 - 200.00
Moneragala	-	-	100.00 - 140.00	400.00 - 460.00	400.00 - 460.00	340.00 - 360.00	400.00 - 460.00	250.00 - 300.00	2800.00 - 3000.00	150.00 - 180.00
Kegalle	-	-	150.00 - 170.00	900.00 - 1000.00	400.00 - 450.00	350.00 - 400.00	600.00 - 650.00	350.00 - 400.00	2500.00 - 2700.00	150.00 - 160.00
Ampara	-	-	180.00 - 200.00	600.00 - 650.00	-	400.00 - 400.00	600.00 - 650.00	-	2500.00 - 2800.00	200.00 - 230.00
Dehiattakandiya	-	-	-	-	-	-	-	-	-	-
Nuwaraeliya	260.00 - 280.00	200.00 - 220.00	160.00 - 200.00	800.00 - 840.00	300.00 - 320.00	480.00 - 520.00	600.00 - 650.00	280.00 - 320.00	2400.00 - 3000.00	220.00 - 240.00
Kandy	400.00 - 450.00	180.00 - 200.00	150.00 - 160.00	600.00 - 700.00	400.00 - 500.00	400.00 - 450.00	500.00 - 600.00	350.00 - 400.00	2500.00 - 2700.00	180.00 - 200.00
Puttalam	-	-	120.00 - 150.00	700.00 - 800.00	-	240.00 - 250.00	700.00 - 750.00	-	2800.00 - 3000.00	150.00 - 150.00
Hambantota	-	-	120.00 - 150.00	800.00 - 900.00	280.00 - 400.00	300.00 - 320.00	500.00 - 600.00	350.00 - 350.00	3000.00 - 3000.00	150.00 - 150.00
Rathnapura	-	-	120.00 - 180.00	-	400.00 - 500.00	350.00 - 400.00	300.00 - 350.00	250.00 - 400.00	2300.00 - 2800.00	150.00 - 160.00
Matara	-	-	130.00 - 140.00	650.00 - 700.00	500.00 - 550.00	300.00 - 360.00	650.00 - 700.00	350.00 - 400.00	2500.00 - 2800.00	150.00 - 180.00
Galle	-	-	180.00 - 200.00	1000.00 - 1200.00	600.00 - 700.00	600.00 - 600.00	800.00 - 800.00	480.00 - 500.00	3000.00 - 3000.00	180.00 - 200.00
Tissamaharama	-	-	160.00 - 180.00	-	440.00 - 460.00	-	-	380.00 - 400.00	2600.00 - 2800.00	180.00 - 190.00
Meegoda (DEC)	300.00 - 350.00	-	150.00 - 180.00	480.00 - 500.00	450.00 - 500.00	350.00 - 400.00	380.00 - 400.00	300.00 - 350.00	2500.00 - 2600.00	160.00 - 180.00
Embilipitiya	280.00 - 400.00	-	140.00 - 160.00	700.00 - 750.00	400.00 - 500.00	280.00 - 320.00	400.00 - 600.00	200.00 - 250.00	2600.00 - 2800.00	180.00 - 200.00
Jaffna	-	-	180.00 - 200.00	580.00 - 600.00	400.00 - 420.00	400.00 - 420.00	-	-	2550.00 - 2600.00	180.00 - 200.00
Vavuniya	-	-	120.00 - 140.00	500.00 - 600.00	400.00 - 450.00	200.00 - 300.00	-	-	2550.00 - 2650.00	200.00 - 240.00
Mannar	-	-	270.00 - 300.00	350.00 - 400.00	360.00 - 400.00	200.00 - 240.00	650.00 - 700.00	-	2750.00 - 2800.00	180.00 - 200.00
Killinochchi	-	-	-	-	-	-	-	-	-	-
Mullaittivu	-	-	180.00 - 220.00	350.00 - 400.00	-	-	-	-	2700.00 - 2800.00	180.00 - 220.00
Batticaloa	-	-	200.00 - 200.00	550.00 - 550.00	500.00 - 500.00	450.00 - 480.00	-	-	2200.00 - 2300.00	180.00 - 180.00
Trincomalee	-	-	-	-	-	-	-	-	-	-
Veyangoda	320.00 - 400.00	-	120.00 - 130.00	800.00 - 900.00	550.00 - 600.00	300.00 - 380.00	320.00 - 380.00	450.00 - 500.00	2600.00 - 2600.00	150.00 - 160.00
Galenbindunuwewa	-	-	100.00 - 140.00	-	500.00 - 500.00	350.00 - 350.00	350.00 - 400.00	-	2400.00 - 2600.00	190.00 - 210.00
Bandarawela	400.00 - 450.00	-	160.00 - 180.00	600.00 - 700.00	500.00 - 600.00	360.00 - 420.00	400.00 - 480.00	300.00 - 350.00	2600.00 - 2800.00	180.00 - 200.00
Matale	-	260.00 - 300.00	100.00 - 130.00	400.00 - 500.00	700.00 - 800.00	400.00 - 500.00	400.00 - 500.00	300.00 - 400.00	2400.00 - 2500.00	160.00 - 180.00

**Table 09: Selected Markets: Wholesale Price of Fresh Fish & Eggs (Rs/kg & Rs/egg)**

Week 20: 15 - 21 May 2026

Locations	Sea Fish					
	Salaya	Hurulla	Balaya	Kelawalla	Thora	Paraw
Colombo	750.00 – 850.00	1000.00 – 1200.00	1200.00 – 1300.00	1700.00 – 1800.00	2000.00 – 2300.00	1300.00 – 1500.00
Kandy	700.00 – 750.00	1150.00 – 1250.00	950.00 – 1200.00	1700.00 – 1750.00	2600.00 – 2700.00	1500.00 – 1600.00
Kaluthara	-	-	1300.00 – 1400.00	1700.00 – 1800.00	-	-
Puttalam	800.00 – 850.00	1150.00 – 1250.00	1200.00 – 1300.00	2000.00 – 2150.00	2750.00 – 2800.00	1400.00 – 1500.00
Matara	-	-	1600.00 – 1700.00	2000.00 – 2100.00	-	-
Hambantota	-	-	1000.00 – 1000.00	1650.00 – 1700.00	-	-
Galle	-	-	1200.00 – 1300.00	1550.00 – 1600.00	1600.00 – 1600.00	1500.00 – 2000.00
Batticaloa	400.00 – 400.00	800.00 – 800.00	1500.00 – 1500.00	1600.00 – 1700.00	-	1500.00 – 1500.00
Trincomalee	-	-	-	-	-	-
Mannar	850.00 – 900.00	1400.00 – 1450.00	1250.00 – 1300.00	1900.00 – 1950.00	-	1750.00 – 1800.00

Locations	Sea Fish				Eggs	
	Mora	Shrimps	Thalapath	Teppeli	Brown	White
Colombo	1400.00 – 1500.00	1400.00 – 1700.00	2200.00 – 2300.00	-	34.00 – 38.00	32.00 – 35.00
Kandy	1500.00 – 1600.00	1800.00 – 2000.00	2300.00 – 2400.00	-	34.00 – 35.00	33.00 – 35.00
Kaluthara	-	1700.00 – 1800.00	1900.00 – 2200.00	-	-	-
Puttalam	2750.00 – 2800.00	2200.00 – 2400.00	2750.00 – 2800.00	-	37.00 – 38.00	35.00 – 36.00
Matara	-	1900.00 – 2000.00	1900.00 – 2100.00	-	34.00 – 35.00	29.00 – 31.00
Hambantota	-	2200.00 – 2200.00	-	-	32.00 – 33.00	33.00 – 34.00
Galle	-	-	-	-	29.00 – 30.00	28.00 – 28.00
Batticaloa	800.00 – 800.00	2000.00 – 2000.00	-	-	32.00 – 32.00	30.00 – 30.00
Trincomalee	-	-	-	-	-	-
Mannar	1900.00 – 2000.00	1500.00 – 1600.00	-	-	35.00 – 36.00	33.00 – 34.00

**Table 10: Selected Markets: Wholesale Price of Dried Fish (Rs/kg)**

Week 20: 15 - 21 May 2026

Locations	Local Dried Fish					
	Sprats	Kattawa	Thora	Mora	Balaya	Anguluwa
Colombo	1650.00 – 1800.00	2450.00 – 2500.00	2700.00 – 2800.00	2700.00 – 2800.00	1450.00 – 1500.00	2000.00 – 2100.00
Kandy	1400.00 – 1500.00	-	-	2650.00 – 2700.00	1400.00 – 1450.00	-
Batticaloa	1000.00 – 1000.00	2500.00 – 2500.00	-	-	2200.00 – 2200.00	-
Trincomalee	-	-	-	-	-	-
Mannar	1200.00 – 1250.00	2500.00 – 2800.00	-	2400.00 – 2500.00	1100.00 – 1200.00	1000.00 – 1100.00

Locations	Local Dried Fish			Imported Dried Fish		
	Maduwa	Koduwa	Salaya	Sprats	Kattawa	Thora
Colombo	1400.00 – 1600.00	-	800.00 – 850.00	950.00 – 1100.00	2500.00 – 2650.00	3000.00 – 3200.00
Kandy	-	-	750.00 – 850.00	1050.00 – 1250.00	2150.00 – 2200.00	-
Batticaloa	-	-	-	1000.00 – 1000.00	-	-
Trincomalee	-	-	-	-	-	-
Mannar	900.00 – 950.00	-	-	-	-	-

Locations	Imported Dried Fish					
	Mora	Balaya	Anguluwa	Maduwa	Koduwa	Salaya
Colombo	2700.00 – 2750.00	-	2350.00 – 2450.00	1000 – 1100	-	-
Kandy	-	-	-	-	-	-
Batticaloa	-	-	-	-	-	-
Trincomalee	-	-	-	-	-	-
Mannar	-	-	-	-	-	-

**Table 11: Selected Markets: Retail Price of Fresh Fish & Eggs (Rs/kg & Rs/eggs)**

Week 20: 15 - 21 May 2026

LOCATIONS	Sea Fish									Eggs	
	Salaya	Hurulla	Balaya	Kelawalla	Thora	Paraw	Mora	Thalapath	Brown	White	
Colombo	850.00 - 1200.00	1100.00 - 1600.00	1300.00 - 1700.00	1850.00 - 3000.00	3000.00 - 4400.00	1700.00 - 3000.00	1650.00 - 2000.00	2400.00 - 3200.00	35.00 - 39.00	33.00 - 37.00	
Gampaha	880.00 - 900.00	-	-	2400.00 - 2400.00	-	-	-	2400.00 - 2400.00	37.00 - 39.00	30.00 - 35.00	
Kurunegala	950.00 - 1000.00	-	1400.00 - 1500.00	2100.00 - 2200.00	-	-	-	2400.00 - 2500.00	34.00 - 36.00	32.00 - 34.00	
Nikaweratiya	900.00 - 1100.00	-	1100.00 - 1300.00	2500.00 - 2650.00	3000.00 - 3100.00	-	-	2800.00 - 3000.00	34.00 - 36.00	34.00 - 36.00	
Dambulla	800.00 - 1000.00	1300.00 - 1400.00	1200.00 - 1400.00	2200.00 - 2300.00	3000.00 - 3200.00	1800.00 - 2000.00	1800.00 - 2000.00	2400.00 - 2500.00	35.00 - 36.00	34.00 - 35.00	
Anuradhapura	-	-	-	-	-	-	-	-	-	-	
Thambuththegama	-	-	-	-	-	-	-	-	34.00 - 36.00	33.00 - 35.00	
Polonnaruwa	800.00 - 800.00	1300.00 - 1300.00	1800.00 - 1800.00	2400.00 - 2400.00	2800.00 - 2800.00	1400.00 - 1400.00	2000.00 - 2000.00	2400.00 - 2400.00	36.00 - 37.00	35.00 - 36.00	
Kaluthara	-	-	2200.00 - 2600.00	2600.00 - 3200.00	-	-	-	2600.00 - 3000.00	36.00 - 38.00	33.00 - 36.00	
Badulla	600.00 - 800.00	-	1800.00 - 2000.00	2000.00 - 2300.00	2600.00 - 2800.00	1600.00 - 1800.00	1800.00 - 2200.00	2600.00 - 2800.00	30.00 - 32.00	30.00 - 35.00	
Keppetipola	650.00 - 660.00	-	1400.00 - 1500.00	2250.00 - 2300.00	-	1400.00 - 1500.00	1600.00 - 1800.00	2300.00 - 2400.00	32.00 - 33.00	28.00 - 30.00	
Moneragala	-	1400.00 - 1500.00	1300.00 - 1400.00	2600.00 - 2800.00	-	-	-	2800.00 - 3000.00	36.00 - 37.00	34.00 - 35.00	
Kegalle	1100.00 - 1120.00	1550.00 - 1600.00	1950.00 - 2000.00	2800.00 - 2820.00	3000.00 - 3100.00	2400.00 - 2430.00	2150.00 - 2200.00	3000.00 - 3200.00	40.00 - 40.00	38.00 - 38.00	
Ampara	-	-	-	-	-	-	-	-	-	34.00 - 40.00	
Dehiattakandiya	-	-	-	-	-	-	-	-	-	-	
Nuwaraeliya	650.00 - 660.00	-	1500.00 - 1600.00	2300.00 - 2400.00	-	1500.00 - 1600.00	1600.00 - 1700.00	2400.00 - 2500.00	31.00 - 33.00	29.00 - 30.00	
Kandy	800.00 - 850.00	1400.00 - 1500.00	1300.00 - 1450.00	2600.00 - 2700.00	3400.00 - 3500.00	1800.00 - 2000.00	1800.00 - 1900.00	2600.00 - 2700.00	37.00 - 38.00	36.00 - 38.00	
Puttalam	1000.00 - 1200.00	1350.00 - 1450.00	1400.00 - 1500.00	2300.00 - 2500.00	3000.00 - 3200.00	1500.00 - 1600.00	-	3000.00 - 3200.00	40.00 - 40.00	38.00 - 40.00	
Hambantota	-	-	1200.00 - 1250.00	2600.00 - 2650.00	-	-	-	-	35.00 - 37.00	34.00 - 36.00	
Rathnapura	800.00 - 900.00	-	-	2560.00 - 2600.00	4000.00 - 4400.00	2500.00 - 2600.00	1600.00 - 1800.00	2400.00 - 2600.00	35.00 - 36.00	32.00 - 34.00	
Matara	-	-	2200.00 - 2400.00	2600.00 - 2800.00	-	-	-	2700.00 - 2800.00	35.00 - 37.00	30.00 - 34.00	
Galle	1000.00 - 1100.00	1600.00 - 1650.00	1300.00 - 1400.00	2600.00 - 2850.00	2900.00 - 3000.00	2300.00 - 2500.00	2000.00 - 2100.00	2550.00 - 2600.00	32.00 - 34.00	30.00 - 30.00	
Tissamaharama	850.00 - 900.00	-	-	-	-	-	-	2300.00 - 2400.00	-	34.00 - 35.00	
Meegoda	1000.00 - 1120.00	-	-	2800.00 - 2800.00	-	-	-	3400.00 - 3600.00	36.00 - 38.00	35.00 - 37.00	
Embilipitiya	900.00 - 950.00	1550.00 - 1600.00	1900.00 - 2000.00	2600.00 - 2800.00	2950.00 - 3000.00	-	1500.00 - 1600.00	2600.00 - 2700.00	34.00 - 36.00	32.00 - 35.00	
Jaffna	650.00 - 700.00	1100.00 - 1200.00	1200.00 - 1250.00	2100.00 - 2300.00	2750.00 - 2800.00	1600.00 - 1650.00	2650.00 - 2700.00	-	36.00 - 36.00	35.00 - 35.00	
Vavuniya	600.00 - 700.00	1400.00 - 1500.00	1400.00 - 1500.00	2400.00 - 2500.00	3400.00 - 3500.00	1800.00 - 1900.00	-	2800.00 - 2900.00	39.00 - 41.00	37.00 - 40.00	
Mannar	950.00 - 960.00	1750.00 - 1800.00	1450.00 - 1500.00	2300.00 - 2500.00	-	2300.00 - 2400.00	2700.00 - 2800.00	-	38.00 - 39.00	35.00 - 36.00	
Killinochchi	-	-	-	-	-	-	-	-	-	-	
Mullaittivu	500.00 - 550.00	1000.00 - 1200.00	1200.00 - 1300.00	-	-	1500.00 - 1600.00	2400.00 - 2600.00	2000.00 - 2100.00	34.00 - 36.00	32.00 - 33.00	
Batticaloa	700.00 - 750.00	1400.00 - 1400.00	2200.00 - 2200.00	2400.00 - 2400.00	-	2200.00 - 2200.00	1500.00 - 1500.00	-	35.00 - 35.00	33.00 - 33.00	
Trincomalee	-	-	-	-	-	-	-	-	-	-	
Veyangoda	1000.00 - 1100.00	-	-	2600.00 - 2800.00	3500.00 - 3500.00	-	-	2800.00 - 2800.00	37.00 - 40.00	33.00 - 36.00	
Galenbindunuwewa	900.00 - 1000.00	1000.00 - 1400.00	2100.00 - 2200.00	2500.00 - 2600.00	3400.00 - 3500.00	2000.00 - 2500.00	-	2900.00 - 3000.00	34.00 - 36.00	33.00 - 35.00	
Bandarawela	-	-	-	2400.00 - 2450.00	-	2400.00 - 2450.00	-	2600.00 - 2600.00	36.00 - 37.00	34.00 - 35.00	
Matale	900.00 - 1000.00	1500.00 - 1600.00	1500.00 - 1600.00	2700.00 - 2900.00	3100.00 - 3200.00	1800.00 - 2000.00	1700.00 - 1800.00	2600.00 - 2800.00	40.00 - 42.00	37.00 - 38.00	

**Table 12: Selected Markets: Retail Price of Dried Fish (Rs/kg)**

Week 20: 15 - 21 May 2026

LOCATIONS	Dried Fish													
	Sprats-Imported		Kattawa		Thora		Mora		Balaya		Anguluwa		Salaya	
Colombo	1400.00	1600.00	2600.00	3600.00	3600.00	4200.00	2800.00	3200.00	1600.00	2800.00	2600.00	3000.00	1100.00	1300.00
Gampaha	-	-	3200.00	3400.00	3500.00	3600.00	3000.00	3200.00	1800.00	1860.00	2400.00	2500.00	1300.00	1400.00
Kurunegala	-	-	2800.00	3000.00	-	-	-	-	1700.00	1900.00	-	-	1300.00	1400.00
Nikaweratiya	1000.00	1200.00	2500.00	2600.00	-	-	2800.00	3000.00	-	-	2800.00	3000.00	-	-
Dambulla	-	-	2800.00	2900.00	-	-	2800.00	3000.00	1700.00	1800.00	2400.00	2500.00	-	-
Anuradhapura	-	-	-	-	-	-	-	-	-	-	-	-	-	-
Thambuththegama	-	-	-	-	-	-	3000.00	3300.00	1400.00	1800.00	1500.00	1700.00	1000.00	1200.00
Polonnaruwa	1800.00	1800.00	-	-	-	-	-	-	-	-	-	-	-	-
Kaluthara	-	-	-	-	-	-	-	-	1580.00	1800.00	-	-	-	-
Badulla	1300.00	1600.00	2800.00	3000.00	3000.00	3200.00	2800.00	3000.00	1600.00	1800.00	-	-	-	-
Keppetipola	-	-	-	-	-	-	-	-	-	-	-	-	-	-
Moneragala	-	-	-	-	-	-	-	-	-	-	-	-	-	-
Kegalle	1600.00	1650.00	2570.00	2600.00	3550.00	3600.00	-	-	2000.00	2050.00	2350.00	2400.00	-	-
Ampara	1400.00	1500.00	2400.00	2600.00	2800.00	2800.00	2900.00	3000.00	2000.00	2200.00	-	-	-	-
Dehiattakandiya	-	-	-	-	-	-	-	-	-	-	-	-	-	-
Nuwaraeliya	-	-	3000.00	3100.00	3200.00	3300.00	3000.00	3200.00	1800.00	1900.00	1800.00	1850.00	960.00	980.00
Kandy	-	-	-	-	-	-	3000.00	3200.00	1800.00	2000.00	2300.00	2400.00	1100.00	1150.00
Puttalam	1500.00	1600.00	2800.00	3000.00	-	-	2800.00	3000.00	1600.00	1650.00	1400.00	1500.00	1000.00	1200.00
Hambantota	-	-	-	-	-	-	-	-	1500.00	1500.00	-	-	-	-
Rathnapura	1300.00	1400.00	2700.00	2900.00	-	-	3000.00	3200.00	1720.00	1900.00	2400.00	2600.00	-	-
Matara	-	-	2500.00	2600.00	-	-	-	-	1600.00	1800.00	-	-	-	-
Galle	1800.00	1800.00	2400.00	2800.00	-	-	2600.00	2800.00	1600.00	1800.00	2400.00	2600.00	1000.00	1200.00
Tissamaharama	-	-	-	-	-	-	-	-	-	-	-	-	-	-
Meegoda	-	-	3000.00	3000.00	-	-	-	-	1800.00	2000.00	-	-	1040.00	1200.00
Embilipitiya	-	-	2650.00	2800.00	-	-	-	-	2000.00	2200.00	-	-	1250.00	1400.00
Jaffna	-	-	-	-	-	-	2500.00	2600.00	1400.00	1450.00	-	-	900.00	950.00
Vavuniya	1700.00	1800.00	2500.00	2650.00	-	-	2700.00	2800.00	-	-	-	-	-	-
Mannar	1000.00	1100.00	2750.00	2800.00	-	-	2800.00	3000.00	1800.00	2000.00	1950.00	2000.00	-	-
Killinochchi	-	-	-	-	-	-	-	-	-	-	-	-	-	-
Mullaittivu	1450.00	1600.00	2400.00	2600.00	2850.00	3000.00	2500.00	2600.00	1300.00	1400.00	-	-	1150.00	1250.00
Batticaloa	1300.00	1300.00	3000.00	3200.00	-	-	-	-	2700.00	2800.00	-	-	-	-
Trincomalee	-	-	-	-	-	-	-	-	-	-	-	-	-	-
Veyangoda	1600.00	1600.00	-	-	-	-	-	-	-	-	-	-	1000.00	1200.00
Galenbindunuwewa	1600.00	2000.00	3300.00	3500.00	3300.00	3500.00	3300.00	3500.00	2000.00	2200.00	3000.00	3200.00	850.00	1100.00
Bandarawela	-	-	-	-	-	-	-	-	-	-	-	-	-	-
Matale	-	-	2800.00	2900.00	-	-	3000.00	3100.00	1800.00	2000.00	2700.00	2800.00	900.00	1000.00

**Table 13: Selected Markets: Retail Price of Meat (Rs/kg)**

Week 20: 15 - 21 May 2026

LOCATIONS	Meat		Meat (Chicken)		Meat					
	Beef		Broiler	Curry	Mutton	Pork				
Colombo	3000.00	- 3300.00	1350.00	- 1450.00	1250.00	- 1400.00	4400.00	- 4600.00	2700.00	- 3000.00
Gampaha		-	1350.00	- 1400.00	1400.00	- 1480.00	4000.00	- 4000.00	2600.00	- 2600.00
Kurunegala	2600.00	- 2600.00	1280.00	- 1360.00		-		-	2700.00	- 2700.00
Nikaweratiya	2500.00	- 2600.00	1350.00	- 1450.00		-		-		-
Dambulla		-	1300.00	- 1350.00	1450.00	- 1480.00		-	2600.00	- 2700.00
Anuradhapura		-		-		-		-		-
Thambuththegama		-	1250.00	- 1400.00		-		-	2600.00	- 2800.00
Polonnaruwa	2700.00	- 2700.00	1380.00	- 1450.00	1600.00	- 1700.00	4800.00	- 5000.00	2800.00	- 2800.00
Kaluthara	2800.00	- 2800.00	1350.00	- 1380.00	1350.00	- 1380.00		-	2600.00	- 2600.00
Badulla	2600.00	- 2780.00	1400.00	- 1550.00	1250.00	- 1350.00	3600.00	- 3680.00		-
Keppetipola	2200.00	- 2400.00	1320.00	- 1350.00	1400.00	- 1450.00		-		-
Moneragala	2800.00	- 2800.00	1370.00	- 1450.00	1600.00	- 1650.00		-	3000.00	- 3200.00
Kegalle	2700.00	- 2750.00	1430.00	- 1460.00	1250.00	- 1300.00	3500.00	- 3550.00	2950.00	- 3000.00
Ampara	2500.00	- 2600.00	1400.00	- 1500.00		-		-	2800.00	- 3600.00
Dehiattakandiya		-		-		-		-		-
Nuwaraeliya	2450.00	- 2550.00	1300.00	- 1360.00	1400.00	- 1450.00	3800.00	- 4000.00	2600.00	- 2700.00
Kandy	2600.00	- 2700.00	1240.00	- 1260.00	1250.00	- 1270.00	3900.00	- 4000.00	2800.00	- 2900.00
Puttalam	2600.00	- 2700.00	1400.00	- 1450.00	1600.00	- 1700.00	4500.00	- 4500.00		-
Hambantota		-	1420.00	- 1450.00	1230.00	- 1300.00		-	3000.00	- 3100.00
Rathnapura	2900.00	- 2900.00	1350.00	- 1400.00	1300.00	- 1380.00	4000.00	- 4000.00	2700.00	- 2700.00
Matara		-	1345.00	- 1400.00		-		-		-
Galle	2800.00	- 2800.00	1400.00	- 1400.00	1400.00	- 1400.00	3900.00	- 4000.00		-
Tissamaharama		-	1400.00	- 1550.00		-		-		-
Meegoda		-	1350.00	- 1400.00	1350.00	- 1380.00		-	2900.00	- 3000.00
Embilipitiya		-	1290.00	- 1350.00	1300.00	- 1350.00	4700.00	- 4700.00	2650.00	- 2900.00
Jaffna	2350.00	- 2400.00	1600.00	- 1650.00	1650.00	- 1700.00	3600.00	- 3700.00		-
Vavuniya	2200.00	- 2300.00	1600.00	- 1650.00	1650.00	- 1700.00	3900.00	- 4000.00		-
Mannar	2200.00	- 2300.00	1400.00	- 1450.00	1600.00	- 1600.00		-		-
Killinochchi		-		-		-		-		-
Mullaittivu	2300.00	- 2300.00	1550.00	- 1600.00	1600.00	- 1650.00		-		-
Batticaloa	2300.00	- 2300.00	1400.00	- 1450.00	1500.00	- 1550.00	4000.00	- 4000.00		-
Trincomalee		-		-		-		-		-
Veyangoda	2800.00	- 2800.00	1250.00	- 1350.00		-		-	2600.00	- 2700.00
Galenbindunuwewa	2600.00	- 2600.00	1250.00	- 1280.00	1450.00	- 1450.00	3600.00	- 3600.00		-
Bandarawela	2600.00	- 2600.00	1200.00	- 1300.00		-	3800.00	- 3900.00		-
Matale	2600.00	- 2800.00	1320.00	- 1360.00		-	3800.00	- 4000.00	2700.00	- 2800.00

**Table 14: Colombo: Wholesale Prices (Rs/kg or Rs/each)**

Week 20: 15 - 21 May 2026

COMMODITY	Range	Average Price			Change Compared to		COMMODITY	Range	Average Price			Change Compared to	
		This Week	Last Week	Last Year	Last Week (%)	Last Year (%)			This Week	Last Week	Last Year	Last Week (%)	Last Year (%)
<b>Rice</b>							<b>Coconut</b>						
<b>Local</b>							Large	150.00 - 165.00	157.50	158.75	193.33	-0.79	-18.53
Samba 1	250.00 - 255.00	251.11	251.43	241.67	-0.13	3.91	Small	130.00 - 145.00	136.43	137.50	164.44	-0.78	-17.04
Samba 2	245.00 - 248.00	246.50	246.50	236.50	0.00	4.23							
Keeri Samba	340.00 - 350.00	345.00	345.00	286.00	0.00	20.63	<b>Fruits (Rs/kg)</b>						
Nadu 1	205.00 - 210.00	207.14	210.67	226.67	-1.67	-8.61	<b>Plantain</b>						
Nadu 2	200.00 - 202.00	200.67	206.50	221.00	-2.82	-9.20	Ambul	70.00 - 120.00	92.50	99.09	78.00	-6.65	18.59
Raw (Red)	185.00 - 195.00	190.63	192.14	212.50	-0.79	-10.29	Kolikuttu	180.00 - 230.00	203.33	199.09	178.00	2.13	14.23
Raw (White)	190.00 - 200.00	196.43	201.25	212.33	-2.40	-7.49	Seeni	80.00 - 120.00	93.33	100.00	86.00	-6.67	8.53
<b>Imported</b>							Anamalu	180.00 - 200.00	192.73	197.50	212.00	-2.42	-9.09
Samba	225.00 - 230.00	227.50	228.75	232.50	-0.55	-2.15	Ambun	180.00 - 200.00	192.73	201.67	231.27	-4.43	-16.67
Nadu	-	-	-	-	-	-	Papaw	100.00 - 150.00	119.00	123.33	89.00	-3.51	33.71
Raw (Red)	-	-	-	-	-	-	Passion Fruit	400.00 - 700.00	577.78	593.75	337.50	-2.69	71.19
Raw (White)	-	-	-	-	-	-	Pineapple	200.00 - 230.00	212.50	215.00	268.33	-1.16	-20.81
<b>Dried Chillies</b>							Pineapple Medium	-	-	-	-	-	-
Imported	900.00 - 950.00	917.14	925.00	566.67	-0.85	61.85	Pineapple Small	-	-	-	-	-	-
<b>Onion</b>							<b>Mango</b>						
Sinnan	-	-	-	210.00	-	-	Betti	200.00 - 250.00	230.00	200.00	-	15.00	-
Vedalan	-	-	265.00	-	-	-	Karthakolomban	400.00 - 700.00	575.00	450.00	733.33	27.78	-21.59
Imported	270.00 - 300.00	290.00	282.00	308.33	2.84	-5.95	Vilad	300.00 - 400.00	337.50	337.50	-	0.00	-
<b>Big Onion</b>							Kohu	-	-	-	-	-	-
Imported	140.00 - 155.00	146.67	214.44	82.50	-31.61	77.78	<b>Other</b>						
Local	-	-	-	-	-	-	Wood Apple	200.00 - 250.00	227.27	255.56	595.00	-11.07	-61.80
<b>Potato</b>							Orange	150.00 - 250.00	203.75	200.00	420.00	1.88	-51.49
Welimada	-	-	-	252.50	-	-	Avocado	500.00 - 700.00	560.00	654.17	585.00	-14.39	-4.27
N'Eliya	220.00 - 250.00	235.00	228.00	287.00	3.07	-18.12	Slime Apple	200.00 - 300.00	250.00	178.75	142.50	39.86	75.44
Imported	140.00 - 150.00	144.29	151.11	183.00	-4.52	-21.16	Grapes Imp.,	1945.00 - 2000.00	1985.00	2190.00	1733.33	-9.36	14.52
<b>Pulses</b>							King Coconut	150.00 - 180.00	168.75	182.22	138.00	-7.39	22.28
Green Gram	800.00 - 850.00	820.00	825.00	750.00	-0.61	9.33	<b>Sea Fish</b>						
Cowpea (White)	750.00 - 800.00	775.00	775.00	625.00	0.00	24.00	Salaya	750.00 - 850.00	800.00	662.50	456.25	20.75	75.34
Cowpea (Red)	700.00 - 750.00	725.00	725.00	548.33	0.00	32.22	Hurulla	1000.00 - 1200.00	1100.00	1112.50	1112.50	-1.12	-1.12
Red Dhal	230.00 - 240.00	236.88	228.33	252.50	3.74	-6.19	Balaya	1200.00 - 1300.00	1250.00	1128.57	1243.75	10.76	0.50
<b>Vegetable</b>							Kelawalla	1700.00 - 1800.00	1766.67	1650.00	1612.50	7.07	9.56
Beans (Butter)	-	-	-	-	-	-	Thora	2000.00 - 2300.00	2166.67	3028.57	2550.00	-28.46	-15.03
Beans (Green)	500.00 - 700.00	590.00	490.00	313.00	20.41	88.50	Paraw	1300.00 - 1500.00	1400.00	1500.00	1475.00	-6.67	-5.08
Carrot	180.00 - 230.00	204.00	208.00	700.00	-1.92	-70.86	Mora	1400.00 - 1500.00	1433.33	1500.00	1225.00	-4.44	17.01
Leeks	180.00 - 400.00	284.00	218.00	227.00	30.28	25.11	Shrimps	1400.00 - 1700.00	1583.33	1591.67	1637.50	-0.52	-3.31
Beetroot	320.00 - 350.00	340.00	290.00	497.69	17.24	-31.68	Thalapath	2200.00 - 2300.00	2233.33	2087.50	2187.50	6.99	2.10
Knolkhol	180.00 - 300.00	232.00	160.00	250.00	45.00	-7.20	<b>Eggs</b>						
Raddish	120.00 - 180.00	152.00	113.00	127.00	34.51	19.69	Brown	34.00 - 38.00	36.00	31.00	28.00	16.13	28.57
Cabbage	80.00 - 120.00	101.00	90.00	383.33	12.22	-73.65	White	32.00 - 35.00	33.50	29.00	25.57	15.52	31.01
Tomato	250.00 - 500.00	378.18	312.00	661.00	21.21	-42.79	<b>Dried Fish</b>						
Ladies Fingers	180.00 - 300.00	241.00	202.00	178.00	19.31	35.39	Sprats	1650.00 - 1800.00	1737.50	1691.25	1428.57	2.73	21.62
Brinjal	350.00 - 450.00	388.00	325.00	376.00	19.38	3.19	Sprats (Imported)	950.00 - 1100.00	1037.50	1031.25	664.29	0.61	56.18
Capsicum	350.00 - 550.00	447.00	338.00	675.00	32.25	-33.78	Kattawa	2450.00 - 2500.00	2483.33	2512.50	-	-1.16	-
Pumpkin	100.00 - 130.00	115.00	101.00	163.00	13.86	-29.45	Kattawa (Imported)	2500.00 - 2650.00	2550.00	2407.14	1695.71	5.93	50.38
Cucumber	160.00 - 200.00	182.00	191.00	53.00	-4.71	243.40	Thora	2700.00 - 2800.00	2750.00	-	-	-	-
Bitter Gourd	400.00 - 500.00	455.00	377.00	405.00	20.69	12.35	Thora (Imported)	3000.00 - 3200.00	3133.33	3121.43	-	0.38	-
Snake Gourd	250.00 - 450.00	353.00	352.00	261.00	0.28	35.25	Mora	2700.00 - 2800.00	2766.67	2757.14	1914.29	0.35	44.53
Drumstick	300.00 - 1200.00	720.00	383.33	668.18	87.83	7.76	Mora (Imported)	2700.00 - 2750.00	2716.67	2557.14	-	6.24	-
Luffa	350.00 - 400.00	376.00	330.00	250.00	13.94	50.40	Balaya	1450.00 - 1500.00	1466.67	1382.86	1492.86	6.06	-1.75
Long Beans	350.00 - 400.00	378.00	265.00	179.00	42.64	111.17	Balaya (Imported)	-	-	-	-	-	-
Ash Plantain	80.00 - 100.00	92.00	74.55	69.00	23.41	33.33	Anguluwa	2000.00 - 2100.00	2050.00	2307.14	-	-11.15	-
Green Chillies	100.00 - 250.00	181.00	198.00	239.00	-8.59	-24.27	Anguluwa (Imported)	2350.00 - 2450.00	2400.00	2338.89	1585.71	2.61	51.35
Lime	400.00 - 450.00	424.00	402.00	313.00	5.47	35.46	Maduwa	1400.00 - 1600.00	1500.00	1557.14	1353.57	-3.67	10.82
<b>Root Crops</b>							Maduwa (Imported)	1000.00 - 1100.00	1033.33	1078.57	-	-4.19	-
Sweet Potato	150.00 - 200.00	171.00	173.75	222.00	-1.58	-22.97	Koduwa	-	-	-	-	-	-
Manioc	80.00 - 120.00	95.00	133.75	96.00	-28.97	-1.04	Koduwa (Imported)	-	-	-	-	-	-
<b>Leafy Vegetable</b>							Salaya	800.00 - 850.00	825.00	791.25	785.71	4.27	5.00
Mukunuwenna	120.00 - 130.00	125.00	125.00	120.00	0.00	4.17	Salaya (Imported)	-	-	-	-	-	-
Kankun	120.00 - 130.00	125.00	125.00	120.00	0.00	4.17							
Gotukola	280.00 - 320.00	302.22	290.00	320.00	4.21	-5.56							

This Week: Week 20: 15 - 21 May 2026  
 Last Week: Week 19: 08 - 14 May 2026

**Table 15: Colombo &Suburbs: Retail Prices (Rs/kg or Rs/piece)**

Week 20: 15 - 21 May 2026

COMMODITY	Range	Average Price			Change Compared to		COMMODITY	Range	Average Price			Change Compared to	
		This Week	Last Week	Last Year	Last Week (%)	Last Year (%)			This Week	Last Week	Last Year	Last Week (%)	Last Year (%)
<b>Rice</b>													
<b>Local</b>													
Samba 1	260.00 - 280.00	270.48	273.68	248.75	-3.21	8.73	Large	170.00 - 200.00	180.00	180.83	214.00	-0.83	-15.89
Samba 2	-	-	-	-	-	-	Small	140.00 - 150.00	146.84	152.94	191.25	-6.10	-23.22
Keeri Samba	360.00 - 390.00	375.00	376.79	295.38	-1.79	26.95	<b>Fruits (Rs/fruit)</b>						
Nadu 1	230.00 - 240.00	232.86	234.76	233.04	-1.90	-0.08	<b>Plantain</b>						
Nadu 2	-	-	-	-	-	-	Ambul (Rs/kg)	100.00 - 220.00	185.91	187.73	149.60	-1.82	24.27
Raw (Red)	220.00 - 220.00	220.00	217.62	226.46	2.38	-2.85	Kolikuttu (Rs/kg)	250.00 - 380.00	330.00	340.00	278.50	-10.00	18.49
Raw (White)	220.00 - 230.00	223.64	223.33	224.78	0.30	-0.51	Seeni (Rs/kg)	140.00 - 230.00	189.00	190.00	176.25	-1.00	7.23
<b>Imported</b>													
Samba	240.00 - 260.00	260.00	260.00	250.00	0.00	4.00	Anamalu	250.00 - 380.00	321.05	326.25	377.00	-5.20	-14.84
Nadu	-	-	-	-	-	-	Ambun	260.00 - 380.00	310.45	311.82	345.75	-1.36	-10.21
Raw (Red)	-	-	-	-	-	-	Papaw(Rs/kg)	150.00 - 300.00	223.85	230.95	163.68	-7.11	36.75
Raw (White)	-	-	-	-	-	-	Passion Fruit	600.00 - 1000.00	836.67	852.31	595.30	-15.64	40.55
<b>Dried Chillies</b>													
Imported	1000.00 - 1400.00	1183.33	1185.50	800.83	-2.17	47.76	Pineapple Large	280.00 - 450.00	356.19	363.64	350.00	-7.45	1.77
<b>Onion</b>													
Sinnan	-	-	-	-	-	-	Pineapple Medium	-	-	-	-	-	-
Vedalan	-	-	-	-	-	-	Pineapple Small	-	-	-	-	-	-
Imported	340.00 - 520.00	415.42	410.00	462.50	5.42	-10.18	<b>Mango</b>						
<b>Big Onion</b>													
Imported	180.00 - 280.00	222.08	273.04	145.77	-50.96	52.35	Betti	300.00 - 600.00	450.00	350.00	-	100.00	-
Local	-	-	-	-	-	-	Karthakolomban	450.00 - 850.00	641.67	604.00	864.55	37.67	-25.78
<b>Potato</b>													
Welimada	-	-	-	-	-	-	Vilad	350.00 - 600.00	444.29	537.50	-	-93.21	-
N'Eliya	360.00 - 480.00	404.44	396.84	425.00	7.60	-4.84	Kohu	-	-	-	-	-	-
Imported	180.00 - 240.00	205.45	224.35	238.57	-18.89	-13.88	<b>Other</b>						
<b>Pulses</b>													
Green Gram	850.00 - 1200.00	976.50	1000.48	877.22	-23.98	11.32	Wood Apple	300.00 - 800.00	576.47	581.25	888.89	-4.78	-35.15
Cowpea (White)	900.00 - 1200.00	1047.78	1044.44	830.00	3.33	26.24	Orange	280.00 - 600.00	452.86	447.33	639.29	5.52	-29.16
Cowpea (Red)	900.00 - 1100.00	981.11	980.53	807.06	0.58	21.57	Avocado	600.00 - 1000.00	760.00	858.33	786.00	-98.33	-3.31
Red Dhal	280.00 - 320.00	301.82	300.95	287.27	0.87	5.06	Slime Apple	400.00 - 800.00	573.33	521.43	407.69	51.90	40.63
<b>Vegetable</b>													
Beans (Butter)	-	-	-	-	-	-	Grapes (Imp., Rs/kg)	2200.00 - 3000.00	2662.50	2692.31	2478.57	-29.81	7.42
Beans(Green)	550.00 - 1000.00	735.45	655.20	505.36	80.25	45.53	King Coconut	180.00 - 230.00	200.77	218.00	196.67	-17.23	2.09
Carrot	300.00 - 480.00	368.33	370.83	882.69	-2.50	-58.27	<b>Sea Fish</b>						
Leeks	320.00 - 600.00	447.27	372.92	366.30	74.36	22.11	Salaya	850.00 - 1200.00	978.13	883.33	625.26	94.79	56.43
Beetroot	400.00 - 700.00	520.91	422.50	686.92	98.41	-24.17	Hurulla	1100.00 - 1600.00	1405.83	1280.00	1300.00	125.83	8.14
Knolkhol	300.00 - 600.00	474.29	333.33	470.83	140.95	0.73	Balaya	1300.00 - 1700.00	1500.00	1350.00	1325.00	150.00	13.21
Raddish	250.00 - 480.00	373.91	298.26	294.80	75.65	26.84	Kelawalla	1850.00 - 3000.00	2619.23	2504.55	2560.00	114.69	2.31
Cabbage	200.00 - 400.00	300.83	291.67	527.50	9.17	-42.97	Thora	3000.00 - 4400.00	3592.31	3691.67	3511.76	-99.36	2.29
Tomato	350.00 - 800.00	597.69	495.22	947.41	102.47	-36.91	Paraw	1700.00 - 3000.00	2553.57	2124.44	2057.78	429.13	24.09
Ladies Fingers	280.00 - 600.00	438.75	358.70	370.00	80.05	18.58	Mora	1650.00 - 2000.00	1943.75	1937.50	-	6.25	-
Brinjal	400.00 - 600.00	520.45	462.00	516.92	58.45	0.68	Shrimps	1700.00 - 2600.00	2175.00	2580.77	2289.47	-405.77	-5.00
Capsicum	500.00 - 800.00	645.22	562.50	923.04	82.72	-30.10	Thalpath	2400.00 - 3200.00	2982.00	2926.92	2900.00	55.08	2.83
Pumpkin	150.00 - 300.00	240.83	202.92	288.40	37.92	-16.49	<b>Eggs</b>						
Cucumber	200.00 - 400.00	292.61	268.18	183.33	24.43	59.60	Brown	35.00 - 39.00	37.06	32.85	29.55	4.22	25.42
Bitter Gourd	450.00 - 800.00	602.73	536.00	625.56	66.73	-3.65	White	33.00 - 37.00	35.44	31.54	27.85	3.90	27.24
Snake Gourd	400.00 - 640.00	532.63	486.00	448.10	46.63	18.87	<b>Dried Fish</b>						
Drumstick	500.00 - 1200.00	925.00	803.04	1284.21	121.96	-27.97	Sprats	1800.00 - 2400.00	2061.90	2160.00	1733.33	-98.10	18.96
Luffa	400.00 - 600.00	522.94	498.00	509.20	24.94	2.70	Sprats (Imported)	1400.00 - 1600.00	1485.71	2160.00	1052.00	-674.29	41.23
Long Beans	400.00 - 600.00	502.11	407.39	410.00	94.71	22.46	Kattawa	2600.00 - 3600.00	3015.79	2968.42	2370.00	47.37	27.25
Ash Plantain	180.00 - 400.00	280.00	276.96	228.33	3.04	22.63	Thora	3600.00 - 4200.00	3960.00	3660.00	-	300.00	-
Green Chillies	200.00 - 800.00	474.17	466.00	585.71	8.17	-19.04	Mora	2800.00 - 3200.00	3055.56	3140.00	2535.00	-84.44	20.53
Lime	500.00 - 800.00	669.05	640.00	628.46	29.05	6.46	Balaya	1600.00 - 2800.00	2231.58	2366.67	1795.00	-135.09	24.32
<b>Root Crops</b>													
Sweet Potato	200.00 - 400.00	303.16	323.75	328.10	-20.59	-7.60	Anguluwa	2600.00 - 3000.00	2846.15	2909.09	2300.00	-62.94	23.75
Manioc	160.00 - 260.00	211.00	222.61	210.38	-11.61	0.29	Maduwa	-	-	-	-	-	-
<b>Leafy Vegetable</b>													
Mukunuwenna	180.00 - 300.00	248.75	248.00	215.00	0.75	15.70	Koduwa	-	-	-	-	-	-
Kankun	180.00 - 300.00	256.25	254.00	218.33	2.25	17.37	Salaya	1100.00 - 1300.00	1163.16	1054.55	1195.00	108.61	-2.66
Gotukola	280.00 - 360.00	310.00	328.82	496.00	-18.82	-37.50	<b>Meat</b>						
<b>Meat</b>													
<b>Beef (without Bones)</b>													
<b>Chicken (Broiler)</b>													
<b>Chicken (Curry)</b>													
<b>Mutton</b>													
<b>Pork</b>													

This Week: Week 20: 15 - 21 May 2026  
Last Week: Week 19: 08 - 14 May 2026

**Table 16: Farmgate/Producer Prices of Food Commodities in Selected Producing Areas (Rs/kg)**

Week 20: 15 - 21 May 2026

COMMODITY	Range	Average Price	COMMODITY	Range	Average Price	COMMODITY	Range	Average Price
<b><u>Paddy</u></b>			<b><u>Vegetable (Up Country)</u></b>			<b><u>Snake Gourd</u></b>		
<b>Short Grain</b>			<b>Beans</b>			Dambulla	230.00 – 260.00	244.00
A'pura	-		Dambulla	420.00 – 490.00	454.00	Hambantota	-	
P'naruwa	136.00 – 138.00	137.20	Welimada	535.00 – 560.00	547.00	Embilipitiya	380.00 – 400.00	390.00
Kalawewa	128.00 – 132.00	130.00	Badulla	-		Matara	-	
Kurunegala	130.00 – 135.00	132.33	<b>Carrot</b>			A'pura	-	
Dehiattakandiya	-		N'Eliya	210.00 – 215.00	213.00	<b>Luffa</b>		
Nikaweratiya	130.00 – 135.00	132.50	Welimada	210.00 – 230.00	219.00	Dambulla	290.00 – 340.00	312.50
Ampara	130.00 – 136.00	134.00	Hanguranketha	180.00 – 210.00	196.67	Hambantota	-	
<b>Long Grain (White)</b>			<b>Leeks</b>			Embilipitiya	420.00 – 430.00	425.00
A'pura	-		N'Eliya	240.00 – 250.00	247.00	Matara	-	
P'naruwa	108.00 – 109.00	108.60	Welimada	265.00 – 285.00	275.00	A'pura	-	
Kalawewa	103.00 – 108.00	105.20	<b>Beetroot</b>			<b>Green Chillies</b>		
Kurunegala	105.00 – 110.00	107.67	N'Eliya	240.00 – 260.00	249.00	Dambulla	145.00 – 168.00	159.40
Dehiattakandiya	-		Dambulla	190.00 – 220.00	203.33	Hambantota	-	
Embilipitiya	-		Kurunegala	-		Embilipitiya	280.00 – 300.00	290.00
Nikaweratiya	105.00 – 110.00	107.75	Welimada	225.00 – 245.00	235.00	Puttalam	171.00 – 190.00	180.50
Hambantota	-		Hanguranketha	-		A'pura	-	
Ampara	98.00 – 105.00	102.40	<b>Knol Khol</b>			<b>Pumpkin</b>		
<b>Long Grain (Red)</b>			N'Eliya	220.00 – 230.00	225.00	Dambulla	86.00 – 100.00	91.40
Matara	100.00 – 105.00	102.50	Welimada	270.00 – 300.00	282.00	Hambantota	-	
Hambantota	90.00 – 95.00	93.33	Hanguranketha	-		Embilipitiya	120.00 – 130.00	125.00
Embilipitiya	100.00 – 102.00	101.00	<b>Raddish</b>			Matara	55.00 – 70.00	62.50
<b>Keeri Samba</b>			N'Eliya	80.00 – 90.00	85.00	A'pura	-	
A'pura	-		Welimada	70.00 – 85.00	77.00	Moneragala	60.00 – 70.00	64.00
P'naruwa	172.00 – 172.00	172.00	Hambantota	-		<b>Cucumber</b>		
Kalawewa	160.00 – 165.00	162.80	Hanguranketha	50.00 – 70.00	60.00	A'pura	-	
Kurunegala	156.00 – 160.00	158.00	<b>Cabbage</b>			Dambulla	120.00 – 140.00	130.00
Dehiattakandiya	-		N'Eliya	70.00 – 80.00	75.00	Hambantota	-	
<b>Red Onion</b>			Welimada	35.00 – 50.00	42.00	Matara	-	
Puttalam	190.00 – 233.00	205.50	Badulla	-		<b>Long Beans</b>		
Jaffna	-		Hanguranketha	70.00 – 90.00	80.00	Dambulla	200.00 – 280.00	240.00
<b>Big Onion</b>			<b>Tomato</b>			Hambantota	240.00 – 260.00	250.00
Dambulla	-		Welimada	200.00 – 225.00	215.00	Embilipitiya	280.00 – 300.00	290.00
Kalawewa	-		Hambantota	-		Matara	240.00 – 250.00	246.67
A'pura	-		Dambulla	220.00 – 250.00	234.00	A'pura	-	
<b>Potato</b>			Hanguranketha	200.00 – 260.00	232.50	<b>Ash Plantain</b>		
N'Eliya	210.00 – 215.00	212.00	<b><u>Vegetable (Low Country)</u></b>			Hambantota	40.00 – 50.00	45.00
Badulla	-		<b>Ladies Fingers</b>			Embilipitiya	80.00 – 90.00	85.00
Welimada	200.00 – 225.00	216.00	A'pura	-		Matara	70.00 – 80.00	75.00
<b><u>Pulses</u></b>			Dambulla	190.00 – 200.00	194.00	<b>Lime</b>		
<b>Green Gram</b>			Hambantota	240.00 – 250.00	245.00	Hambantota	-	
Hambantota	-		Embilipitiya	250.00 – 260.00	255.00	Embilipitiya	420.00 – 450.00	435.00
Moneragala	700.00 – 750.00	720.00	Matara	220.00 – 250.00	235.00	Moneragala	380.00 – 400.00	388.00
Embilipitiya	720.00 – 730.00	725.00	<b>Brinjal</b>			<b><u>Fruits (Rs/kg)</u></b>		
Nikaweratiya	450.00 – 480.00	465.00	A'pura	-		<b>Banana</b>		
A'pura	-		Dambulla	330.00 – 360.00	344.00	<b>Ambul</b>		
<b>Cowpea</b>			Hambantota	240.00 – 250.00	245.00	Moneragala	40.00 – 50.00	44.00
Hambantota	-		Embilipitiya	300.00 – 320.00	310.00	Embilipitiya	30.00 – 50.00	40.00
Nikaweratiya	-		Matara	280.00 – 300.00	292.50	Hambantota	40.00 – 50.00	45.00
Moneragala	450.00 – 500.00	470.00	Welimada	265.00 – 280.00	274.00	<b>Kolikuttu</b>		
Embilipitiya	-		<b>Capsicum</b>			Moneragala	150.00 – 180.00	162.00
<b>Maize</b>			Badulla	-		Embilipitiya	130.00 – 160.00	145.00
A'pura	-		Welimada	480.00 – 520.00	500.00	Hambantota	140.00 – 150.00	145.00
Kalawewa	-		<b>Bitter Gourd</b>			<b>Papaw</b>		
<b>Gingelly</b>			A'pura	-		Moneragala	40.00 – 50.00	44.00
A'pura	-		Dambulla	400.00 – 450.00	432.00	Embilipitiya	70.00 – 80.00	75.00
Kalawewa	-		Hambantota	-		Hambantota	50.00 – 70.00	60.00
<b>Black Gram</b>			Embilipitiya	430.00 – 450.00	440.00	<b>Pineapple</b>		
A'pura	-		Matara	340.00 – 360.00	350.00	Divulapitiya	-	
Kalawewa	-							

**Annex 01 - Colombo Markets: Retail Prices of Rice and Subsidiary Food Crops (Rs/kg)**

**Week 20: 15 - 21 May 2026**

26

<b>CROP</b>	<b>PELIYAGODA</b>	<b>MAHARAGAMA</b>	<b>KIRULAPONE</b>	<b>NUGEGODA</b>	<b>NARAHENPITA</b>	<b>DEMATAGODA</b>	<b>THOTALANGA</b>	<b>KADAWATHA</b>	<b>KIRIBATHGODA</b>
<b><u>Rice</u></b>									
<b>Local</b>									
Samba 1	260.00 - 270.00	260.00 - 260.00	260.00 - 270.00	270.00 - 280.00	270.00 - 280.00	280.00 - 280.00	260.00 - 270.00	260.00 - 270.00	270.00 - 280.00
Samba 2	-	-	-	-	-	-	-	-	-
Keeri Samba	360.00 - 360.00	360.00 - 360.00	370.00 - 370.00	370.00 - 385.00	380.00 - 390.00	-	360.00 - 370.00	370.00 - 370.00	370.00 - 380.00
Nadu 1	230.00 - 240.00	230.00 - 230.00	230.00 - 230.00	230.00 - 240.00	230.00 - 240.00	240.00 - 240.00	230.00 - 240.00	230.00 - 230.00	230.00 - 240.00
Nadu 2	-	-	-	-	-	-	-	-	-
Raw (Red)	220.00 - 220.00	220.00 - 220.00	220.00 - 220.00	220.00 - 220.00	220.00 - 220.00	220.00 - 220.00	220.00 - 220.00	220.00 - 220.00	220.00 - 220.00
Raw (White)	220.00 - 230.00	220.00 - 220.00	220.00 - 230.00	220.00 - 230.00	220.00 - 230.00	230.00 - 230.00	220.00 - 230.00	220.00 - 230.00	220.00 - 230.00
<b>Imported</b>									
Samba	240.00 - 250.00	-	250.00 - 260.00	250.00 - 260.00	250.00 - 255.00	260.00 - 260.00	250.00 - 260.00	250.00 - 260.00	260.00 - 260.00
Nadu	-	-	-	-	-	-	-	-	-
Raw (Red)	-	-	-	-	-	-	-	-	-
Raw (White)	-	-	-	-	-	-	-	-	-
<b><u>Dried Chillies</u></b>									
Imported	1000.00 - 1100.00	1100.00 - 1100.00	1200.00 - 1200.00	1200.00 - 1300.00	1200.00 - 1300.00	1400.00 - 1400.00	1100.00 - 1200.00	1150.00 - 1200.00	1100.00 - 1200.00
<b><u>Red Onion</u></b>									
Sinnan	-	-	-	-	-	-	-	-	-
Vedalan	-	-	-	-	-	-	-	-	-
Imported	350.00 - 400.00	340.00 - 360.00	360.00 - 400.00	460.00 - 500.00	460.00 - 520.00	400.00 - 420.00	380.00 - 400.00	400.00 - 480.00	360.00 - 400.00
<b><u>Big Onion</u></b>									
Imported	180.00 - 200.00	180.00 - 220.00	200.00 - 200.00	220.00 - 240.00	240.00 - 260.00	200.00 - 240.00	200.00 - 220.00	240.00 - 240.00	240.00 - 280.00
Local	-	-	-	-	-	-	-	-	-
<b><u>Potato</u></b>									
Welimada	-	-	-	-	-	-	-	-	-
N'Eliya	380.00 - 400.00	-	480.00 - 480.00	400.00 - 480.00	400.00 - 440.00	400.00 - 400.00	360.00 - 400.00	360.00 - 400.00	380.00 - 400.00
Imported	180.00 - 200.00	180.00 - 200.00	200.00 - 220.00	200.00 - 200.00	220.00 - 240.00	200.00 - 220.00	180.00 - 200.00	200.00 - 220.00	200.00 - 220.00
<b><u>Pulses</u></b>									
Green Gram	850.00 - 1000.00	900.00 - 900.00	900.00 - 1000.00	980.00 - 1000.00	1000.00 - 1100.00	1000.00 - 1000.00	900.00 - 1000.00	900.00 - 1000.00	1000.00 - 1200.00
Cowpea (White)	900.00 - 1000.00	1000.00 - 1000.00	1000.00 - 1000.00	1200.00 - 1200.00	1000.00 - 1200.00	960.00 - 960.00	1000.00 - 1000.00	1000.00 - 1000.00	1200.00 - 1200.00
Cowpea (Red)	900.00 - 1000.00	1000.00 - 1000.00	960.00 - 960.00	1100.00 - 1100.00	1000.00 - 1100.00	960.00 - 960.00	980.00 - 1000.00	900.00 - 1000.00	1100.00 - 1100.00
Red Dhal	280.00 - 300.00	280.00 - 280.00	280.00 - 280.00	300.00 - 320.00	300.00 - 320.00	280.00 - 280.00	280.00 - 300.00	300.00 - 320.00	320.00 - 320.00

**Annex 02 - Colombo Markets: Retail Prices of Vegetables (Rs/kg) and Coconut (Rs/nut)**

**Week 20: 15 - 21 May 2026**

27

<b>CROP</b>	<b>PELIYAGODA</b>	<b>MAHARAGAMA</b>	<b>KIRULAPONE</b>	<b>NUGEGODA</b>	<b>NARAHENPITA</b>	<b>DEMATAGODA</b>	<b>THOTALANGA</b>	<b>KADAWATHA</b>	<b>KIRIBATHGODA</b>
<b><i>Vegetable</i></b>									
Beans	600.00 - 750.00	780.00 - 800.00	650.00 - 800.00	1000.00 - 1000.00	700.00 - 900.00	600.00 - 1000.00	550.00 - 600.00	550.00 - 550.00	640.00 - 640.00
Carrot	300.00 - 320.00	480.00 - 480.00	300.00 - 400.00	400.00 - 480.00	360.00 - 400.00	400.00 - 400.00	300.00 - 320.00	320.00 - 400.00	400.00 - 400.00
Leeks	320.00 - 350.00	480.00 - 480.00	480.00 - 480.00	600.00 - 600.00	400.00 - 500.00	400.00 - 400.00	340.00 - 340.00	400.00 - 400.00	400.00 - 480.00
Beetroot	450.00 - 460.00	640.00 - 680.00	400.00 - 480.00	600.00 - 700.00	500.00 - 600.00	400.00 - 600.00	400.00 - 480.00	480.00 - 480.00	480.00 - 500.00
Knolkhol	300.00 - 400.00	400.00 - 560.00	-	600.00 - 600.00	480.00 - 600.00	-	350.00 - 400.00	550.00 - 600.00	-
Raddish	250.00 - 360.00	400.00 - 480.00	320.00 - 400.00	320.00 - 400.00	360.00 - 400.00	400.00 - 400.00	300.00 - 300.00	480.00 - 480.00	350.00 - 400.00
Cabbage	200.00 - 320.00	400.00 - 400.00	240.00 - 320.00	320.00 - 400.00	240.00 - 300.00	240.00 - 240.00	200.00 - 280.00	240.00 - 320.00	320.00 - 320.00
Tomato	350.00 - 450.00	780.00 - 800.00	400.00 - 600.00	600.00 - 600.00	480.00 - 650.00	500.00 - 600.00	550.00 - 600.00	800.00 - 800.00	800.00 - 800.00
Ladies Fingers	300.00 - 400.00	480.00 - 600.00	400.00 - 480.00	400.00 - 600.00	400.00 - 400.00	400.00 - 400.00	280.00 - 350.00	400.00 - 400.00	500.00 - 600.00
Brinjal	400.00 - 600.00	600.00 - 600.00	550.00 - 600.00	400.00 - 600.00	500.00 - 600.00	400.00 - 600.00	500.00 - 550.00	400.00 - 400.00	400.00 - 500.00
Capsicum	500.00 - 600.00	700.00 - 800.00	600.00 - 600.00	800.00 - 800.00	600.00 - 800.00	800.00 - 800.00	500.00 - 550.00	500.00 - 640.00	500.00 - 600.00
Pumpkin	150.00 - 200.00	240.00 - 280.00	240.00 - 240.00	300.00 - 300.00	200.00 - 250.00	280.00 - 300.00	200.00 - 280.00	240.00 - 240.00	280.00 - 300.00
Cucumber	200.00 - 250.00	400.00 - 400.00	240.00 - 320.00	320.00 - 400.00	320.00 - 360.00	320.00 - 320.00	280.00 - 300.00	240.00 - 240.00	320.00 - 400.00
Bitter Gourd	450.00 - 550.00	480.00 - 640.00	550.00 - 720.00	720.00 - 800.00	600.00 - 800.00	-	450.00 - 500.00	550.00 - 600.00	600.00 - 600.00
Snake Gourd	400.00 - 550.00	400.00 - 400.00	600.00 - 640.00	600.00 - 640.00	600.00 - 600.00	-	400.00 - 500.00	550.00 - 600.00	-
Drumstick	500.00 - 1200.00	900.00 - 1200.00	600.00 - 600.00	1000.00 - 1200.00	1000.00 - 1200.00	600.00 - 600.00	-	-	1200.00 - 1200.00
Luffa	450.00 - 500.00	480.00 - 600.00	480.00 - 480.00	600.00 - 600.00	600.00 - 600.00	600.00 - 600.00	400.00 - 400.00	400.00 - 480.00	-
Long Beans	400.00 - 450.00	480.00 - 560.00	480.00 - 480.00	600.00 - 600.00	480.00 - 600.00	-	400.00 - 400.00	550.00 - 600.00	400.00 - 500.00
Ash Plantain	180.00 - 200.00	400.00 - 400.00	240.00 - 320.00	320.00 - 400.00	280.00 - 320.00	320.00 - 320.00	200.00 - 280.00	220.00 - 240.00	-
Green Chillies	200.00 - 400.00	800.00 - 800.00	400.00 - 600.00	600.00 - 800.00	400.00 - 600.00	600.00 - 800.00	300.00 - 450.00	600.00 - 600.00	400.00 - 480.00
Lime	500.00 - 700.00	800.00 - 800.00	600.00 - 800.00	800.00 - 800.00	600.00 - 700.00	600.00 - 800.00	500.00 - 550.00	600.00 - 800.00	-
<b><i>Root Crops</i></b>									
Sweet Potato	200.00 - 250.00	320.00 - 400.00	280.00 - 320.00	400.00 - 400.00	300.00 - 360.00	400.00 - 400.00	260.00 - 300.00	280.00 - 320.00	-
Manioc	180.00 - 200.00	220.00 - 240.00	240.00 - 240.00	260.00 - 260.00	200.00 - 240.00	200.00 - 240.00	160.00 - 180.00	180.00 - 200.00	-
<b><i>Leafy Vegetable</i></b>									
Mukunuwenna	200.00 - 200.00	240.00 - 240.00	210.00 - 240.00	300.00 - 300.00	240.00 - 300.00	240.00 - 300.00	180.00 - 210.00	240.00 - 240.00	240.00 - 240.00
Kankun	200.00 - 200.00	240.00 - 240.00	210.00 - 240.00	300.00 - 300.00	240.00 - 300.00	240.00 - 300.00	180.00 - 210.00	300.00 - 300.00	240.00 - 240.00
Gotukola	320.00 - 320.00	320.00 - 320.00	320.00 - 360.00	320.00 - 360.00	280.00 - 280.00	280.00 - 300.00	280.00 - 300.00	300.00 - 300.00	280.00 - 280.00
<b><i>Coconut</i></b>									
Large	170.00 - 180.00	170.00 - 180.00	170.00 - 180.00	180.00 - 190.00	190.00 - 200.00	180.00 - 200.00	170.00 - 180.00	170.00 - 180.00	180.00 - 200.00
Small	140.00 - 150.00	140.00 - 150.00	150.00 - 150.00	140.00 - 150.00	140.00 - 150.00	140.00 - 150.00	150.00 - 150.00	140.00 - 150.00	150.00 - 150.00

**Annex 03 - Colombo Markets: Retail Prices of Fruits (Rs/kg,king Coconut Rs/nut)**

**Week 20: 15 - 21 May 2026**

28

CROP	PELIYAGODA		MAHARAGAMA		KIRULAPONE		NUGEGODA		NARAHENPITA		DEMATAGODA		THOTALANGA		KADAWATHA		KIRIBATHGODA	
<i><b>Plantain</b></i>																		
Ambul	150.00	- 200.00	200.00	- 220.00	200.00	- 220.00	200.00	- 200.00	200.00	- 220.00	180.00	- 180.00	100.00	- 160.00	150.00	- 200.00	180.00	- 200.00
Kolikuttu	250.00	- 300.00	360.00	- 380.00	350.00	- 380.00	330.00	- 350.00	350.00	- 350.00	300.00	- 300.00	250.00	- 260.00	280.00	- 320.00	300.00	- 300.00
Seeni	140.00	- 150.00	200.00	- 230.00	220.00	- 230.00	200.00	- 230.00	200.00	- 220.00	180.00	- 200.00	160.00	- 160.00	160.00	- 200.00	150.00	- 200.00
Anamalu	250.00	- 280.00	360.00	- 380.00	300.00	- 380.00	350.00	- 380.00	350.00	- 380.00	-	-	250.00	- 260.00	280.00	- 300.00	350.00	- 350.00
Ambun	260.00	- 280.00	360.00	- 380.00	300.00	- 350.00	350.00	- 380.00	350.00	- 380.00	-	-	260.00	- 280.00	280.00	- 300.00	350.00	- 350.00
<i><b>Pineapple</b></i>																		
Large	280.00	- 300.00	350.00	- 360.00	450.00	- 450.00	300.00	- 400.00	350.00	- 350.00	400.00	- 400.00	280.00	- 280.00	280.00	- 300.00	350.00	- 400.00
Medium	-	-	-	-	-	-	-	-	-	-	-	-	-	-	-	-	-	-
Small	-	-	-	-	-	-	-	-	-	-	-	-	-	-	-	-	-	-
<i><b>Mango</b></i>																		
Betti	500.00	- 600.00	-	-	-	-	-	-	400.00	- 400.00	300.00	- 300.00	-	-	-	-	-	-
Karthakolomban	800.00	- 850.00	-	-	700.00	- 800.00	600.00	- 800.00	500.00	- 500.00	500.00	- 500.00	450.00	- 450.00	450.00	- 500.00	500.00	- 700.00
Vilad	500.00	- 600.00	-	-	-	-	400.00	- 400.00	400.00	- 500.00	-	-	-	-	350.00	- 360.00	-	-
Kohu	-	-	-	-	-	-	-	-	-	-	-	-	-	-	-	-	-	-
<i><b>Other Fruits</b></i>																		
Wood Apple	450.00	- 500.00	600.00	- 600.00	700.00	- 800.00	800.00	- 800.00	600.00	- 650.00	500.00	- 500.00	300.00	- 300.00	300.00	- 400.00	600.00	- 700.00
Orange	280.00	- 300.00	500.00	- 500.00	500.00	- 600.00	450.00	- 500.00	400.00	- 500.00	280.00	- 280.00	280.00	- 280.00	300.00	- 320.00	500.00	- 600.00
Avocado	700.00	- 800.00	600.00	- 600.00	1000.00	- 1000.00	800.00	- 800.00	700.00	- 800.00	-	-	-	-	700.00	- 800.00	600.00	- 700.00
Slime Apple	450.00	- 500.00	600.00	- 600.00	600.00	- 800.00	600.00	- 800.00	500.00	- 600.00	500.00	- 500.00	-	-	400.00	- 450.00	500.00	- 600.00
Grapes	2300.00	- 2500.00	2200.00	- 2300.00	2800.00	- 2800.00	3000.00	- 3000.00	2800.00	- 3000.00	3000.00	- 3000.00	2200.00	- 2200.00	2500.00	- 2500.00	2600.00	- 2600.00
Papaw	200.00	- 250.00	240.00	- 240.00	250.00	- 300.00	240.00	- 250.00	200.00	- 220.00	250.00	- 250.00	180.00	- 250.00	150.00	- 250.00	200.00	- 200.00
Passion	800.00	- 850.00	-	-	1000.00	- 1000.00	800.00	- 1000.00	700.00	- 800.00	1000.00	- 1000.00	600.00	- 600.00	600.00	- 700.00	1000.00	- 1000.00
King Coconut	200.00	- 220.00	-	-	200.00	- 200.00	200.00	- 220.00	200.00	- 200.00	-	-	180.00	- 180.00	180.00	- 200.00	230.00	- 230.00

**Annex 04 - Colombo Markets: Retail Prices of Sea Fish and Dried Fish (Rs/kg)**

Week 20: 15 - 21 May 2026

29

CROP	PELIYAGODA	MAHARAGAMA	KIRULAPONE	NUGEGODA	NARAHENPITA	DEMATAGODA	THOTALANGA	KADAWATHA	KIRIBATHGODA
<b><i>Sea Fish</i></b>									
Salaya	900.00 - 1000.00	1000.00 - 1100.00	1000.00 - 1100.00	1000.00 - 1000.00	1100.00 - 1100.00	1200.00 - 1200.00	850.00 - 900.00	850.00 - 900.00	900.00 - 900.00
Hurulla	1350.00 - 1400.00	1500.00 - 1520.00	1500.00 - 1500.00	1600.00 - 1600.00	1600.00 - 1600.00	-	1100.00 - 1200.00	1300.00 - 1400.00	-
Balaya	1350.00 - 1450.00	-	-	-	1700.00 - 1700.00	1600.00 - 1600.00	1600.00 - 1700.00	-	1300.00 - 1400.00
Kelawalla	1850.00 - 1900.00	2800.00 - 3000.00	2800.00 - 3000.00	3000.00 - 3000.00	-	2600.00 - 2600.00	-	2800.00 - 3000.00	2600.00 - 2800.00
Thora	3000.00 - 3300.00	3600.00 - 3800.00	4400.00 - 4400.00	3800.00 - 3800.00	4400.00 - 4400.00	3200.00 - 3200.00	3600.00 - 3600.00	3600.00 - 3600.00	3200.00 - 3200.00
Paraw	1700.00 - 1800.00	2800.00 - 3000.00	2500.00 - 2800.00	2800.00 - 2800.00	2800.00 - 2800.00	2600.00 - 2600.00	2600.00 - 2800.00	2800.00 - 3000.00	-
Mora	1650.00 - 1750.00	2000.00 - 2000.00	2000.00 - 2000.00	2000.00 - 2000.00	2000.00 - 2000.00	2000.00 - 2000.00	2000.00 - 2000.00	2000.00 - 2000.00	2000.00 - 2000.00
Shrimps Small	1900.00 - 2000.00	2400.00 - 2400.00	2500.00 - 2600.00	2400.00 - 2400.00	2500.00 - 2500.00	-	1700.00 - 1800.00	2000.00 - 2200.00	2200.00 - 2300.00
Talapath	2400.00 - 2500.00	3000.00 - 3200.00	3200.00 - 3200.00	3200.00 - 3200.00	2980.00 - 2980.00	3000.00 - 3000.00	3000.00 - 3000.00	3200.00 - 3200.00	3200.00 - 3200.00
<b><i>Eggs (Rs/egg)</i></b>									
Brown	37.00 - 39.00	38.00 - 38.00	38.00 - 39.00	38.00 - 38.00	37.00 - 37.00	37.00 - 37.00	35.00 - 35.00	35.00 - 36.00	35.00 - 36.00
White	35.00 - 37.00	36.00 - 37.00	36.00 - 37.00	37.00 - 37.00	36.00 - 36.00	36.00 - 36.00	34.00 - 34.00	33.00 - 34.00	33.00 - 34.00
<b><i>Dried Fish</i></b>									
Sprats	1800.00 - 2000.00	1800.00 - 2200.00	2200.00 - 2200.00	1800.00 - 2400.00	2000.00 - 2400.00	1800.00 - 2000.00	2100.00 - 2200.00	2000.00 - 2200.00	2000.00 - 2200.00
Kattawa	2600.00 - 2800.00	3000.00 - 3200.00	3000.00 - 3200.00	3500.00 - 3600.00	2600.00 - 2800.00	2600.00 - 2800.00	3000.00 - 3200.00	3200.00 - 3200.00	3000.00 - 3200.00
Thora	-	-	-	4000.00 - 4000.00	4200.00 - 4200.00	-	3600.00 - 3600.00	4000.00 - 4000.00	4000.00 - 4000.00
Mora	2800.00 - 2800.00	3200.00 - 3200.00	3000.00 - 3200.00	3200.00 - 3200.00	3000.00 - 3000.00	2800.00 - 2800.00	3000.00 - 3000.00	3200.00 - 3200.00	3200.00 - 3200.00
Balaya	1600.00 - 1800.00	2400.00 - 2400.00	2400.00 - 2600.00	2400.00 - 2400.00	2600.00 - 2800.00	1800.00 - 1800.00	2000.00 - 2000.00	2700.00 - 2800.00	1800.00 - 2200.00
Anguluwa	-	2800.00 - 3000.00	2600.00 - 2600.00	2900.00 - 3000.00	2900.00 - 3000.00	2800.00 - 2900.00	2800.00 - 2800.00	2800.00 - 2800.00	2900.00 - 2900.00
Salaya	1100.00 - 1200.00	1100.00 - 1200.00	1100.00 - 1200.00	1100.00 - 1200.00	1200.00 - 1300.00	1100.00 - 1200.00	1200.00 - 1200.00	1100.00 - 1200.00	1100.00 - 1200.00
<b><i>Meat</i></b>									
Beef (without Bones)	-	3300.00 - 3300.00	3200.00 - 3200.00	-	3000.00 - 3000.00	-	3000.00 - 3000.00	-	-
Chicken (Broiler)	1400.00 - 1400.00	1450.00 - 1450.00	1380.00 - 1380.00	1380.00 - 1380.00	1400.00 - 1400.00	1400.00 - 1400.00	1350.00 - 1350.00	-	1400.00 - 1400.00
Chicken (Curry)	-	1250.00 - 1250.00	1280.00 - 1280.00	1250.00 - 1250.00	1300.00 - 1300.00	-	-	1400.00 - 1400.00	1300.00 - 1300.00
Mutton	-	-	4400.00 - 4400.00	-	4400.00 - 4400.00	4400.00 - 4400.00	4500.00 - 4500.00	4600.00 - 4600.00	4400.00 - 4400.00
Pork	-	-	3000.00 - 3000.00	-	-	-	-	-	2700.00 - 2700.00

## Annex 05 : Food Composition of Selected Food Commodities

Commodity	Energy (kcal/100g)	Protein (g/100g)	Total fat (g/100g)	Retinol Eq (µ g/100g)	Vit B2 (mg/100g)	Vit B6 (mg/100g)	Folate (µg/100g)	Vit C (mg/100g)	Calcium (mg/100g)	Magnesium (mg/100g)	Iron (mg/100g)	Zinc (mg/100g)
<b>Rice</b>												
Rice - (white Kekulu - normal )	361	9.88	1.52	-	0.03	0.09	10.67	-	6.94	26.29	1.22	1.5
Rice - (white Kekulu Samba)	355	8.81	1.53	-	0.03	0.09	8.11	-	9.82	30.48	0.92	1.7
Rice - ( Red Kekulu - normal )	366	8.64	2.12	-	0.05	0.1	8.39	-	4.73	31.7	0.88	1.84
Rice -Samba	369	6.86	2.45	-	0.05	0.13	12.79	-	8.71	37.26	1.18	1.49
Rice - Nadu White	366	7.76	1.48	-	0.03	0.12	9.35	-	4.57	20.1	0.64	1.61
<b>Dried chilies</b>												
	233	12.68	6.41	437	0.84	0.42	46.83	NA	107	231	5.39	1.65
<b>Onion</b>												
Big onions	48	1.67	0.24	0.16	0.01	0.1	32.99	7.58	14.82	16.94	0.45	0.25
Red onions	55	2.13	0.15	0.18	0.02	0.13	30.15	14.26	20.37	19.32	0.31	0.28
<b>Potatoes</b>												
	71	1.67	0.25		0.01	0.09	14.31	20.5	9.83	23.84	0.46	0.29
<b>Pulses</b>												
Green gram	290	21.97	0.93	19.5	0.28	0.33	135	NA	98.96	146	4.15	2.86
White cowpea	320	21.25	1.14	1.36	0.09	0.26	249	NA	84.1	213	5.04	3.57
Red cowpea	320	20.24	1.08	0.96	0.11	0.27	273	NA	81.83	194	4.95	3.4
Red Dhal	319	23.09	0.77	1.06	1.6	0.22	55	NA	41.27	66.63	7.45	3.34
<b>Vegetables</b>												
Beans	46	3.95	0.15	6.64	0.1	0.3	45.2	7.02	35.68	45.56	0.7	0.59
Carrot	30	0.85	0.45	1240	0.03	0.1	24.71	5.93	27.65	11.7	0.59	0.25
Leeks	30	1.74	0.49	18.56	0.02	0.19	42.63	4.65	29.28	11.77	1.49	0.43
Beetroot	31	2.12	0.15	1.52	0.01	0.09	108	4.51	20.29	34.88	0.77	0.29
Knolkhol	16	1.69	0.34		0.05	0.19	12.7	77.64	40.09	19.35	0.23	0.18
Radish	29	0.75	0.11		0.02	0.09	18.09	12.13	35.64	13.56	0.38	0.16
Cabbage	21	1.35	0.14	3.35	0.05	0.14	52.66	29.62	56.85	18.47	0.33	0.16

Tomatoes	20	0.88	0.56	165	0.03	0.09	20.16	25.58	9.69	14.93	0.31	0.12
Ladies fingers	26	2.06	0.19	12.41	0.08	0.28	70.62	24.48	92.26	55.23	0.96	0.44
Brinjal (Pandora Striped)	29	1.49	0.31	23	0.12	0.09	30.99	1.49	18.95	18	0.32	0.19
Brinjal (Chinese eggplant)	24	1.28	0.33	16.83	0.12	0.11	32.94	3.37	14.4	21.18	0.28	0.16
Capsicum	23	1.22	0.34	38.96	0.03	0.29	28.65	49.63	12.65	11.21	0.21	0.31
Pumpkin (Common)	31	0.86	0.3	30.41	0.02	0.09	17.72	8.73	18.75	9.93	0.49	0.25
Cucumber	19	0.98	0.24	0.58	0.01	0.08	19.66	4.08	22.1	18.22	0.67	0.21
Bitter gourd	19	1.47	0.23	55.08	0.05	0.06	53.1	46.89	25.19	35.81	1.75	0.26
Snake gourd (Dark green)	11	0.82	0.25	10.41	0.03	0.12	18.09	3.54	26.83	25.84	0.41	0.11
Snake gourd (Pale green)	11	0.89	0.25	5.14	0.03	0.07	16.52	2.85	27.11	21.77	0.47	0.2
Drumstick	30	2.48	0.12	3.13	0.06	0.12	60.48	92.33	22.27	28.51	0.5	0.26
Watakolu	12	0.86	0.15	59.33	0.01	0.07	25.48	6.41	14.67	14.01	4.42	0.45
Long beans	24	3.36	0.3	-	0.06	0.11	99.98	8.93	44.22	33.17	1.01	0.08
Ash Plantain	76	2.84	0.56	0.06	0.02	0.07	6.82	4.49	5.19	22.55	0.39	0.21
Green chillies	39	2.28	0.76	38.16	0.08	0.25	21.29	98.61	20.25	36.91	1.25	0.29
Limes	26	0.66	0.26	0.36	0.01	0.05	12.1	38.05	26	15.25	0.12	0.05
Kekiri	17	1.01	0.25	0.76	0.01	0.07	17.34	8.07	25.72	26.2	0.63	0.22
Ash pumpkin (Ash guord)	18	0.8	0.15		0.01	0.15	14.17	9.14	19.27	23.62	0.48	0.13
Cho-Cho	19	0.58	0.12	0.3	0.04	0.07	63.81	23.76	20.55	13.02	0.49	0.12
Thalana batu (Little prince)	21	1.28	0.39	24.33	0.12	0.09	38.63	2.4	12.38	19.62	0.31	0.22
Thalana batu (Thai eggplant)	21	1.45	0.26	18.33	0.11	0.09	31.18	2.71	17.24	37.22	0.37	0.24
Thibbatu	61	1.66	1.96	15.89	0.03	1.02	72.39	10.8	105	57.46	1.06	0.59
Kohila yams	27	0.64	0.16	1.72	0.01	0.14	4.64	1.67	52.33	33.95	0.61	1.62
Kehel muwa	19	1.36	0.63	4.27	0.02	0.12	40.51	8.16	35.09	31.43	0.38	0.39
Ambaralla	37	0.73	0.44	3.36	0.01	0.1	44.49	35.51	20.7	9.28	0.7	0.12
Mango	50	0.75	0.09	14.5	0.02	0.14	34.89	91.63	28.56	17.74	0.5	0.09
Mushroom	27	2.54	0.42	-	0.15	0.13	7.81	11.56	0.9	14.42	1.32	0.79
Dambala	21	1.84	0.2	38.74	0.08	0.4	33.69	19.82	68.24	31.38	1.2	0.44
<b>Coconuts nuts</b>	<b>390</b>	<b>3.67</b>	<b>39.92</b>	<b>-</b>	<b>0.05</b>	<b>0.11</b>	<b>14.86</b>	<b>-</b>				

<b>Root Crop</b>												
Sweet potato	108	1.27	0.33	NA	0.04	0.09	14.44	22.2	28.93	21.05	0.51	0.14
Manioc	78	0.92	0.19	NA	0.07	0.2	0.1	1.95	25.31	19.08	19.78	23.73
Nelum ala/Lotus root	79	1.94	0.93	NA	0.05	0.19	26.49	26.63	37.71	26.58	3.34	0.35
Kiriala	87	3.96	0.15	1.19	0.03	0.16	20.17	2.71	30.79	41.52	0.6	0.42
Iniala	103	3.2	0.3	33.14	0.01	0.22	22.19	13.03	40.99	28.98	1.31	0.29
<b>Leafy Vegetables</b>												
Mukunuwanna	28	3.15	0.55	92.25	0.09	0.27	96.14	3.24	135	45.38	1.7	1.03
Gotukola	15	0.64	0.47	226	0.07	0.23	70.11	6.74	96.31	41.42	1.25	0.66
Kankun	15	0.47	0.37	1614	0.08	0.4	33.69	19.82	49.21	18.35	1.32	0.44
Kathurumurunga	70	8.01	1.35	2097	0.33	0.22	120	121	901	96.64	4.36	0.53
Nivithi	22	2.2	0.47	959	0.06	0.11	74.05	10.26	163	61.37	1.49	0.67
Thampala	32	3.55	0.72	1474	0.21	0.22	74.27	82	258	209	3.5	1.4
Sarana	20	2.42	0.21	1149	0.03	0.13	58.54	9.89	59.57	42.93	0.13	0.75
Kohila leaves	33	4.1	0.83	300	0.02	0.17	56.76	5.56	19.5	20.32	0.25	0.3
Onion leaves	27	2.01	0.26	NA	0.04	0.18	56.8	23.38	35.21	74.95	3.15	0.77
Cabbage leaves	30	3.63	0.27	8.66	0.05	0.24	63.46	40.76	170	18.47	2.67	0.35
Salad leaves	19	1.05	0.24	NA	0.1	0.06	37.48	11.64	58.23	36.89	2.07	0.27
Cauliflower	23	2.09	0.48	0.14	0.06	0.11	46.67	50.17	22.44	18.52	0.76	0.27
Jackfruit pods	25	2.14	0.34	NA	0.03	0.04	30.7	24.77	37.32	26.08	0.3	0.17
Jackfruit seeds	77	5.66	0.44	NA	0.02	0.08	58.91	15.24	40.87	50.14	0.52	0.42
<b>Meat</b>												
Chicken	176	23.14	9.24	6.88	0.07	0.49	10.09	-	15.06	20.18	0.75	0.64
Beef	160	23.3	7.45	2.15	0.08	0.32	1.93	-	4.8	28.54	2.41	3.31
Mutton	138	20.37	6.23	2.7	0.13	0.28	1.73	-	7.58	19.5	1.62	5.05
Pork	161	18.83	9.5	1.9	0.09	0.28	8.15	-	6.58	8.9	0.79	0.8
<b>Fish</b>												
Balaya	96	21.28	1.12	21.01	0.15	0.12	7.89		6.45	26.02	0.68	0.46
Seer	136	22.28	5.18	81.9	0.07	0.16	15.45		9.85	36.73	0.41	0.74

Shark	95	21.6	0.83	1.11	0.04	0.11	8.57	8.44	32.58	0.41	0.74
Paraw	87	20.02	0.7	1.49	0.02	0.16	6.77	8.17	31.68	0.67	0.41
Thalapath	91	16.04	2.88	12.03	0.1	0.13	78.22	7.64	24.89	0.71	0.67
Kelawalla	109	21.47	2.55	15.95	0.17	0.73	77.39	13.35	33.82	0.68	0.64
Haedaella	87	19.88	0.78	12.18	0.04	0.06	11.7	36.6	53	0.54	0.65
Hurulla	88	17.08	2.18	10.02	0.14	1.66	61.66	103	35.45	1.24	1.05
Karalla / Katuwalla	97	21.8	1.06	1.25	0.02	0.1	14.38	37.06	39.05	0.24	0.42
Kumbala / Angila	101	21.51	1.53	16.34	0.1	0.1	7.13	31.27	37.46	1.46	0.67
Salaya / Sudaya	100	19.5	2.39	15.41	0.18	1.39	60.87	435	42.83	1.4	2.3
Theppli / Telapiya /Korali	83	18.48	1.08	17.14	0.18	0.18	8.29	99.39	24.96	2.84	0.88
Prawns	65	14.85	0.56	1.24	0.03	0.1	15.37	37.81	30.5	0.73	1.1
Crabs	45	10	0.55	8.33	0.14	0.18	13.83	37.81	45.93	0.73	1.1
Cuttle fish	76	16.82	0.93	1.93	0.02	0.04	6.22	8.73	35.46	0.62	1.3
Linna	112	20.3	3.37	15.78	0.23	0.68	59.78				
Coppara	97	22.89	0.56	21.51	0.04	0.12	8.08	7.2	30.08	1.2	0.58
Ray (Maduwa)	97	23.98	0.68	7.55	0.02	0.21	25.59	9.16	24.61	0.74	0.44

#### Dried Fish

Dried sprats	259	51.16	5.92	12.83	0.25	0.62	438	1178	162	3.06	4.2
Dried keeramin	311	49.6	12.42	12.92	0.13	2.41	144	555	166	2.58	3.19
Dried thalapath	289	54.68	8.04	9.38	0.04	0.43	97.8	62.75	110	1.96	1.45
Dried katta	275	50.04	8.31	2.48	0.03	0.35	80.4	86.55	92.17	1.47	1.16
Dried balaya	282	63.79	3.37	14.32	0.12	1.98	213	83.48	83.45	3.6	1.44
Dried shark / keelan	267	55.03	5.25	10.31	0.04	0.32	187	42.24	92.94	1.48	0.66

#### Eggs

Hen eggs (Country)	170	13.14	13	208	0.08	0.18	54.6	50.14	11.04	1.64	1.12
Hen eggs (Table)	135	13.55	9.03	200	0.19	0.19	49.46	63.3	12	2.39	1.73
Quail eggs	153	12.39	11.46	153	0.11	0.17	54.86	60.67	11.21	2.55	1.51

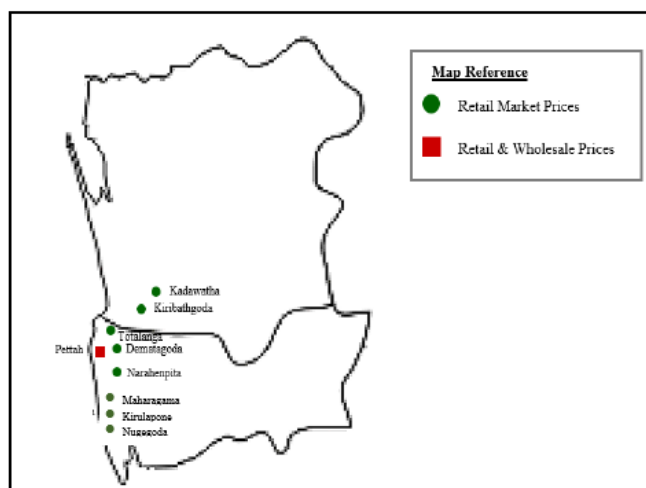
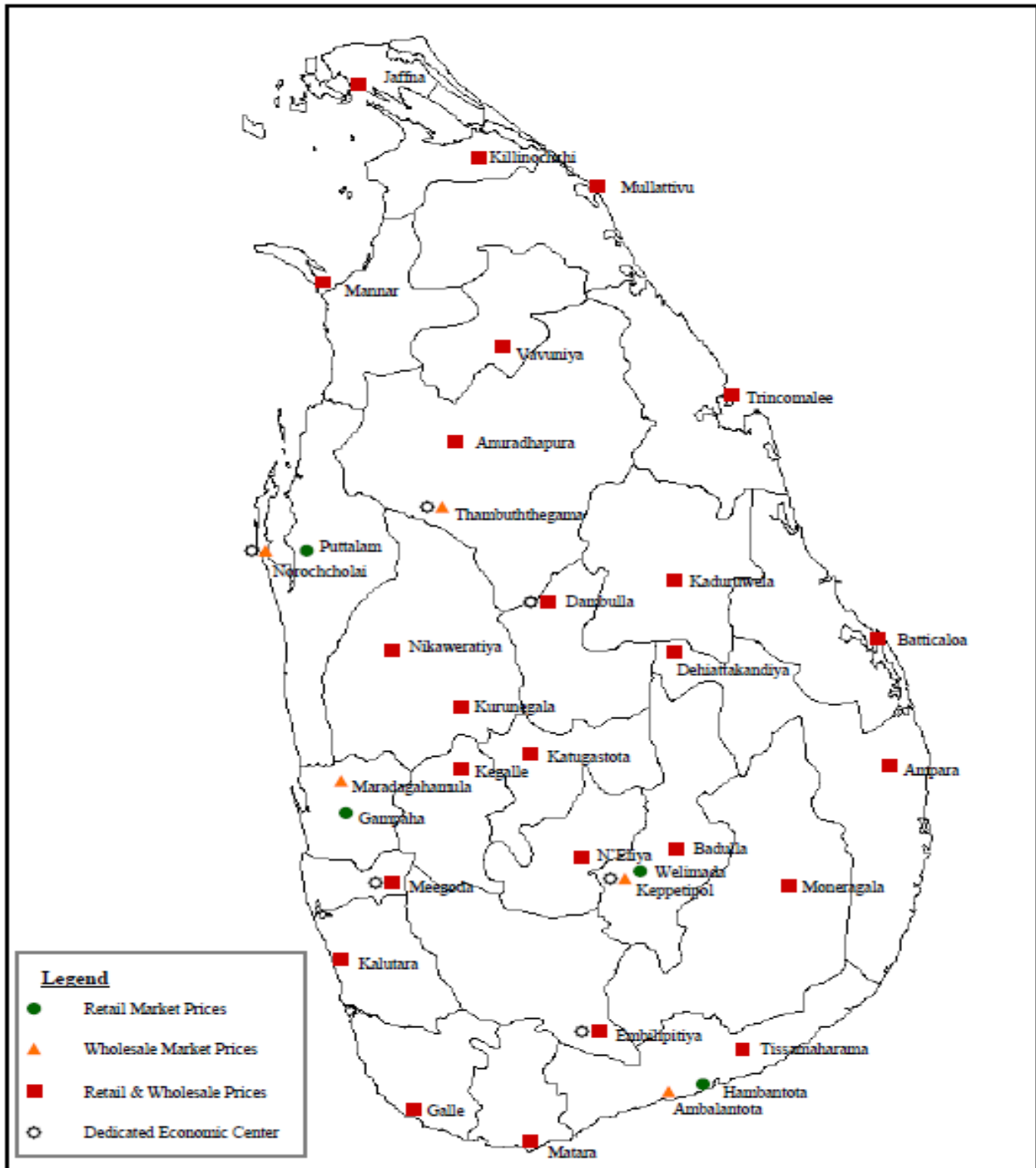
#### Fruits

Banana Embul	109	1.11	1.09	9.68	0.05	0.64	32.98	13.61	9.39	25.67	0.51	0.23
Anamaalu	102	1.04	0.72	16.4	0.04	0.65	21.07	3.66	8.06	27.02	0.51	0.23

Koli kuttu	107	1.38	0.34	8.8	0.03	0.47	18.12	7.71	8.56	38	0.32	0.14
Pineapple	37	0.41	0.17	5.76	0.04	0.12	17.86	39.36	10.37	10.71	0.3	0.09
Papaya	26	0.42	0.16	171	0.11	0.04	54.85	48.62	16.77	8.9	0.23	0.08
Mangoes (Karthakolomban)	79	0.8	0.92	259	0.01	0.1	35.52	17.74	3.12	6.72	0.1	0.08
Mangoes (Vilad)	44	0.76	0.58	146	0.05	0.26	67.6	29.97	16.93	14.79	0.65	0.19
Apple	62	0.29	0.64	0.36	0.02	0.08	3.43	2.9	3.12	6.72	0.1	0.08
Avacado	144	2.95	13.86	2	0.08	0.18	67.17	9.36	28.48	48.14	0.81	0.75
Wood apple	78	3.09	3.62	0.46	0.01	0.14	6.07	13.58	59.15	25.16	0.45	0.32
Orange	46	1.07	0.37	23.44	0.01	0.28	14.46	20.19	31.18	20.36	0.81	0.35
Guava	39	1.53	0.38	19.67	0.01	0.11	25.24	30.88	6.59	12.02	0.53	0.33
Grapes	49	0.95	10.69	3.22	0.04	0.1	7.07	20.51	7.27	6.86	0.28	0.07
Melon	19	0.65	0.16	130	0.02	0.11	6	8.24	4.05	9.76	0.15	0.1

**Source: Sri Lanka Food Composition Tables, Ministry of Health - 2021.**

# Price Collecting Areas





HARTI



Ministry of Agriculture

**Food Systems and Market Research Division & Data Management Division  
Hector Kobbekaduwa Agrarian Research and Training Institute**

**No. 114, Wijerama Mawatha, Colombo 07.**

Phone: 011-2696981 Fax: 011-2682283

E-mail: mfpaharti@yahoo.com

Web: www.harti.gov.lk

www.mobilink.lk

**දෛනික චිළචිචි තොග මිල,  
ජංගම දුරකථනයෙන්**

හෙක්ටර් කොච්චිකඩුව ගොවි කරියතු පර්යේෂණ  
හා පුහුණුධර්මේ ආයතනය අනුමුතයෙන්

**මොබිටෙල්**  
**ජංගම**  
**මිල දර්ශනය**

ජාතික ජංගම දුරකථන ජාලයෙන්

**6666**  
අමතන්න.

මොබිටෙල් අද මිල - අත දෙපස  
මොබිටෙල් ජංගම දුරකථන ජාලයෙන්  
චිළචිචි තොග මිල දැරෙන්න.

විකාශිතයාට රු.2/-  
විකාශිතයාට රු.2/-